

Winter 2025

BBAC Program Guide



01 | 13 – 03 | 22





above: Pat Swistak, *Mittens*, made from recycled materials

Shop!

the BBAC Gallery Shop

ARTISTIC | DISTINCTIVE | BEAUTIFUL



Gallery Shop Hours:
Monday–Thursday, 9am–5pm
Friday, 9am–4pm

01/13 – 03/22 2025

'You Gotta Have Art'

This Winter @ the BBAC...

Mark Your Calendars! 03

Working for You at the BBAC

Letter from the President & CEO 04

Board of Directors & BBAC Staff 05

Education

Winter Registration 06

About the Cover Artist 07

Adult Class Levels / Descriptions 08

Adult Classes & Workshops 9

Creative Meetings 10

Book Arts 11

Ceramic Arts 12-15

Drawing 16-18

Drawing & Painting 18-19

Fiber Arts 20-21

Jewelry & Metalsmithing 22-27

Mixed Media 28

Painting 29-42

Pastels 42

Polymer Clay 43

Printmaking 43-45

High School Classes 46

Grades 9 – 12 47-50

Middle School Classes 51

Grades 6 – 8 52-55

Elementary School Classes 56

Grades 1 – 5 57-59

P&K Classes / Family Programs 60

Ages 4 & Up + Adult / Child 61

BBAC Policies & Membership 62-63

Policies 62

Membership 63

ArtAccess @ the BBAC 64-69

ArtBridge 65

The Art of Caregiving* / Meet Me @ the BBAC 66

Studio 1* 67

Planet Lori Art Camp 68

Sundays @ the Center 69

Seniors @ the Center 69

Support 70-79

Donor Listings 70-74

Tributes 75

Scholarships 76-77

Fine Art of Summer Thank You 78

Shop & Champagne / Holiday Shop 79

Event Rentals 80

Exhibitions

Winter Exhibition Schedule Inside Back Cover



above: photo by Balthazar Korab, BBAC Sign



above: Instructor Sue O'Connor, *Banned*, ceramic, Michigan Ceramics 2024 Exhibition sponsored by MCAA and hosted by BBAC

Mark Your Calendars...

Wintertime @ the BBAC...

Registration Dates & Information

For current registration information, see page **6**.

Adult Classes & Workshops

BBAC offers outstanding visual art workshops and classes for adults throughout the year. Want to get started but have questions or need guidance? Give us a call at 248.644.0866 so we can help place you in the class or workshop that is best for you. See pages **9–45**.

Youth & Teen Classes & Workshops

Explore a variety of studio art classes and workshops offered for preschool through high school all season long. All classes are taught by experienced artist-educators who provide high quality instruction in drawing, painting, ceramics, jewelry/metals, printmaking, fashion, animation, portfolio preparation and more. BBAC education staff can assist you with selecting the right course to fulfill your needs. See pages **46–61**.

Membership

A BBAC membership benefits students with early registration dates and a big savings on classes. If you are not a member yet, sign up when you register for classes and instantly save money! For more information, see page **63**.

Scholarships

Know someone who deserves an art class but may not be able to afford the tuition? The BBAC has several scholarship opportunities for those in need. For more information, see pages **76–77**.

ArtAccess @ The BBAC

“Art for All” is our vision statement and we make it happen with opportunities for groups and individuals with Alzheimer’s to special needs populations, and talented but underserved high school students. For specific programs, see pages **64–69**.

BBAC Exhibitions

Enjoy exhibitions in BBAC’s five galleries throughout the year. Free & open to the public. See the inside back cover for fall exhibition dates.

Shop Kroger & Earn Money for BBAC!

Kroger will donate back to the nonprofit organization of your choice. Use your Kroger Plus card and sign up; every time you use your card the BBAC gets a percentage! Go to kroger.com and click on the “Plus Card”. Then proceed to “get started” or log-in to your existing account.

Looking Ahead:

Spring Term Youth Art Camp

Monday, March 24 – Friday, March 28

Spring Term Classes & Workshops

Monday, March 31 – Saturday, June 14



above: photo by Balthazar Korab, *BBAC South Facade*

From the President & CEO

“The reason that art is valuable is precisely why I can’t tell you how to do it. If there were a map, there’d be no art, because art is the act of navigating without a map.” – Seth Godin

As we wind down another year, I marvel all that has been contributed by all of you. The map is wide including the talented faculty, students, BBAC members, Board members and our community partners who support us in all their unique ways. I often say the BBAC is like a family—the support is gracious and makes a true difference in all the ways the art center touches so many lives.

For instance, our *ArtAccess* programs are flourishing. *Meet Me @ the BBAC*, *Art of Caregiving*®, *Studio 1*®, *ArtBridge*, *ArtBridge in Detroit*, *Seniors @ the Center* and *Sundays @ the Center*, continue to find a home for those who need to spark their creativity.

Our full roster of classes, in all mediums continue to provide seasoned and aspiring artists and even those who just want to relearn the basics, a place to explore in a welcoming environment.

The exhibitions offer so much to view and inspire, changing every 4 – 6 weeks, by notable and emerging artists. Of course we cannot talk about exhibitions without mentioning the incredible annual *Student Works* exhibition that will open late January. The art center shines displaying the current works of our many talented students.

Finally, *Holiday Shop* is just around the corner and a perfect way to introduce someone new to the BBAC.

In closing, I thank all of YOU who take the path to the art center, by your support in membership, sponsorships, year-end appeals and sharing this community gem with your friends and family.

With my best regards,



Annie VanGeldereren, President & CEO
AnnieVanGeldereren@BBArtCenter.org



P.S.

Join us for *Shop & Champagne*, December 4th and *Holiday Shop*, December 5th – 20th to support the BBAC and local artists—and find truly creative gifts for those you love.

Board of Directors & Staff

BBAC Board

James Boutrous II

Lois DeBacker
Secretary

Patty Eisenbraun
Vice Chair

Maggie Greene

Michael Lewandowski

Maria Marcotte
Immediate Past Chair

Brianna McNamara
Treasurer

Leah Raitt

Christopher Webb

Dana White

Jessica Woll
Chair

Lulu Zheng

BBAC Contacts @ 248.644.0866

Jeffrey Bennett, Facilities Staff — Ext 126
JBennett@BBArtCenter.org

David Blasco, Facilities Staff — Ext 126
DaveBlasco@BBArtCenter.org

Sarah Burg, Gallery Shop / Holiday Shop Coordinator — Ext 100
GalleryShop@BBArtCenter.org

Alyssa Burko, Office & Finance Assistant — Ext 101
AlyssaBurko@BBArtCenter.org

Jack Calverly, Facilities Staff — Ext 126
JackCalverly@BBArtCenter.org

Marianne Dwyer, Vice President/Finance — Ext 105
MarianneDwyer@BBArtCenter.org

Cynthia Mills Good, Vice President/Programs — Ext 107
CindiMills@BBArtCenter.org

Julie Laforet, ArtAccess Coordinator — Ext 111
JulieLaforet@BBArtCenter.org

Susan Owens, Youth Programs & ArtAccess Director — Ext 128
SusanOwens@BBArtCenter.org

Brooke Herzing, Ceramic Department Technician
BrookeHerzing@BBArtCenter.org

Alexis Gabrielson, Executive Assistant — Ext 110
AlexisGabrielson@BBArtCenter.org

Ellie Tury, Finance/Student Service Associate — Ext 109
EllieTury@BBArtCenter.org

Annie VanGeldereren, President & CEO — Ext 108
AnnieVanGeldereren@BBArtCenter.org

Teaching

Adult Classes: **Cynthia Mills Good** | CindiMills@BBArtCenter.org | Ext 107

Youth/Teen Classes: **Susan Owens** | SusanOwens@BBArtCenter.org | Ext 128

Exhibits

Exhibitions@BBArtCenter.org

Gallery Shop & Holiday Shop

GalleryShop@BBArtCenter.org

Art Birmingham, the BBAC’s annual fine art fair

Contact The Guild of Artists & Artisans | TheGuild.org — 734.662.3382

Winter 2025 Registration Information

WELCOME!



above: BBAC Vestibule Looking South

WINTER Term 2025

ADULT, YOUTH & TEEN Classes & Workshops:
Monday, January 13 – Saturday, March 22

BBAC Closed: Monday, January 20 / Martin Luther King Day

Winter Registration Dates & Times

[Become a BBAC Member to get instant class discounts and register early.]

• Contributing Member Registration (\$100+ Level)

Register by PHONE ONLY:* Thursday & Friday, November 14 & 15, from 9 am – 4 pm

• Basic Member Registration (\$50–\$75 Level)

*Register Online or by Phone** — Begins Monday, November 18 @ 9 am

• Open / Guest Registration

*Register Online or by Phone** — Begins Monday, November 25 @ 9 am

*ONLINE registration: BBArtCenter.org | *PHONE registration: 248.644.0866

BBAC Office Hours

Monday–Thursday: 9 am – 5 pm
Friday: 9 am – 4 pm

Winter Gallery Hours

Monday– Thursday: 10 am – 5 pm
Friday & Saturday: 10 am – 4 pm

Cover Artist

Marat Paransky



above: Marat Paransky, *Lost Republic*, acrylic on canvas

Artist Bio:

Marat Paransky was a rather bored nine-year-old when his mother dragged him through hall after hall of European "Old Masters" at the Art Institute of Chicago. The skyscrapers outside seemed much more interesting. This was the first family visit to the United States and, frankly, it would have been more fitting for mom to take her youngest to the Contemporary Art wing.

Paransky was born in Ukraine in 1986. By the time his family settled in Metro Detroit they had lived in three countries and on three continents. Marat spoke three languages, but his favorite language was visual. He has been drawing for as long as he could remember, and he was enrolled in art and woodworking classes since he was six. Later, Paransky finished Wayne State University with a dual degree: a BFA in Drawing and Printmaking and a BA in Political Science. Later still, he received his MFA in Visual Arts from Lesley University's College of Art & Design in Cambridge, MA.

Currently, Marat's art has three distinct directions and bodies of work. One project deals with the nuclear power and weapons industry. Coming from 1986 Ukraine, the Chernobyl Disaster has been a life-long area of interest and study. This work comprises sculptures, the PrOn photo series, paintings, drawings, digital images and an archive of books, videos and other materials, all exhibited as a thematic museum. A second group of artworks acts as an antidote to the research-based nuclear stuff. The method here is to have no method and to let the raw materials mix and remix. The artworks take the form of collages and assemblages, and they almost always include unsuccessful and unused portions from Paransky's previous pieces. Lastly, the youngest in the art family is a series of objects and images that employ texts and symbols from the art world, corporate jargon and the errors of the digital universe. All of Marat's work has an undercurrent of dark humor and absurdity, increasing with the seriousness of the topics discussed. Paransky's work has been exhibited throughout Michigan, as well as Windsor, ON, Reading, PA, the Boston area, San Francisco, Fayetteville, AR, and Nashville, TN.

Marat Paransky currently lives in Farmington Hills, MI with his wife, three kids and two Siberian Huskies. When they visit an art museum, they make sure to spend the most time in the contemporary art section. And they go up some skyscrapers.

Adult Class Level Descriptions

Introductory Level

For students with no art experience

Class work includes learning basic art terms and studio fundamentals while exploring materials and mediums in a comfortable, non-threatening environment.

All Levels (Level 1 & Up)

Includes Fundamentals Classes

Classes labeled "All Levels" are for students who have some previous experience, or for those who want to learn and experiment with a new medium.

If you have never taken an art class previously, please register for an introductory class, or call 248.644.0866 for guidance.

Prerequisites

Some classes have specific requirements (prerequisites) that must be met before participating. Following these requirements is best for the students and instructors, alike.

Class Codes

DS = Drop-in Studio

FS = Family Studio

I = Introductory

N = New

PD = Portfolio Development

P = Prerequisite

W = Workshop

Level 1

For the beginner student with some art background, but still needing instruction in basic art skills and techniques.

Level 2

For the student who has already acquired basic knowledge of art terms, fundamentals and skills, but still wants further instruction to improve technique and begin discovering their own style.

Level 3

For the advanced student who requires more challenging instruction and encouragement to develop a unique artist expression and direction.

Level 4+

For the advanced student who has done extensive exploration of their own media of choice, and desires more in depth study and critiques from their instructor and fellow advanced level students.

The BBAC Program Guide

IMPORTANT INFORMATION

This Program Guide is printed months in advance of registration and some information is updated after the print date. Please refer to the online registration listings as the most accurate @ BBArtCenter.org or, if you have any questions, call 248.644.0866.



left: Instructor Andrea Tama, *Untitled*, acrylic, detail



Melissa Dettloff, *Detroit Bouquet*, screenprint

BBAC

Adult Classes & Workshops

For all students ages 18+ unless otherwise specified

Creative Meetings & Workshops

CREATIVE MEETINGS

Creative Meetings & Workshops

Many opportunities exist for your business or organization to create something unique in an art studio atmosphere. Each workshop is designed specifically to meet the needs of the group and fees are based on chosen project, instructor and cost of supplies. Catering can also be arranged for daytime or evening workshops.

For more information, contact: Annie VanGelderens @ 248.644.0866 Ext. 108 or email, AnnieVanGelderens@BBArtCenter.org.



above: Michigan Ceramics 2024 Exhibition, Robinson Gallery @ the BBAC



above: Kyoko Takahashi, Japanese Calligraphy



Adult Classes & Workshop

“Follow Your Bliss” — Joseph Campbell

BOOK ARTS

Japanese Calligraphy: All Levels

Instructor: Kyoko Fujii

Experience and discover the timeless beauty of Japanese calligraphy (Shodo), a traditional art form that combines penmanship with artistic expression. Using brushes and ink, you can experience creating the beauty of Shodo. On the first day of class, please bring your calligraphy tools if you have them — or if not, the instructor will share her materials. In the first class session, we will discuss materials to bring for the following week.

1103.52.01.25 All Levels

Mondays, January 13 – February 24

No Class January 20

12:30 pm – 3:30 pm, 6 sessions

\$195 Members, \$235 Guests

BOOK ARTS

Book Arts: Bookbinding

Instructor: Laura Beyer

This class will cover a variety of handmade book structures. Students will learn about materials and design unique to bookbinding and gain the skills to create handmade books tailored to their own aesthetics and function. This class is designed to be engaging for all skill levels.

1120.52.02.25 All Levels

Thursdays, January 16 – March 20

No Class February 20

12:30 pm – 3:30 pm, 9 sessions

\$284 Members, \$324 Guests, \$40 Materials Fee



left: Instructor Laura Beyer, Bookbinding, detail

above: Instructor Laura Beyer, Bookbinding

clay & porcelain & glazes

CERAMIC ARTS

The BBAC Ceramic Arts Department

BBAC offers students of all levels, ages and abilities numerous opportunities to learn about ceramic arts and interact with other ceramic artists in the community. Whether you are a novice or advanced student, this is the place to learn, create and grow!

Ceramics Department Studio Policies

Ceramics classes, independent studios and open studios are intended to further the education experience for your creative growth. BBAC ceramics studio may not be used as a production studio.

The BBAC reserves the right to turn away firing a student's work if:

- Multiples of objects are made from the same student within a semester and are clearly a production of the same or very similar pieces.
- The same piece is sent back to be glaze fired more than 2 times.
- A student makes pieces outside of the BBAC (using additional clay sold outside BBAC) and brings them to BBAC to be glazed and/ or fired because the student is registered in a class.
- A student brings in another person(s) pieces from outside of BBAC to be glazed and/ or fired in the BBAC studio.

Only work made at BBAC using clay from BBAC, can be glazed and fired at BBAC.

Purchasing Clay at the BBAC

One 25 lb. bag of clay is included with your ceramics class. Currently registered students can purchase additional clay during their regular class time through the instructor.

- **Limit (one bag at a time) is three, 25 lb. bags per term.**
- Each 25 lb. bag of Wheat Stone is \$20.
- Each 25 lb. bag of Porcelain is \$22.

CERAMIC ARTS*

*Classes Listed by Day of Week

Mondays

NEW!

Ceramics: Intro / Beginning



Instructor: Tracey Priska

If you're new to ceramics and want to get your hands on clay and have fun, this class is for you! Learn about the clay, tools, glazes, and techniques used to create vessels, boxes, sculptures and more! No experience is necessary.

This class includes additional open studio time, 25 pounds of clay, firing, and glazing supplies. If you are a new student, please bring a basic pottery tool kit which can be purchased at Amazon, Blick, or Michael's.

1104.22.01.25 Level 1
Mondays, January 13 – March 17
No Class January 20
9:00 am – 12:00 pm, 9 sessions
\$284 Members, \$324 Guests
\$68 Materials/Studio Fee

Ceramics Foundations: All Levels

Instructor: Tracey Priska

Experience working with clay using basic foundations taught through an exploration of techniques. Learn practical methods of ceramic arts such as wheel-throwing, handbuilding, surface decoration, and glazing. Electric kiln-firing will be available and each person will be working at his or her own level with the guidance of the instructor.

1104.52.01.25 All Levels
Mondays, January 13 – March 17
No Class January 20
12:30 pm – 3:30 pm, 9 sessions
\$284 Members, \$324 Guests
\$68 Materials/Studio Fee

CERAMIC ARTS

Mondays

Ceramics: Handbuilt Sculptural & Functional Forms

Instructor: Tracey Priska

In this class, participants will experiment with and explore handbuilding techniques such as pinching, coiling, slab-construction, and subtractive methods to create both sculptural and functional forms. Class time will also include technical demonstrations, group discussions and presentation of contemporary, ceramic work. Students will be encouraged to work at their own pace and skill level with guided instruction to continue developing their own personal expression.

1104.52.02.25 All Levels
Mondays, January 13 – March 17
No Class January 20
6:30 pm – 9:30 pm, 9 sessions
\$284 Members, \$324 Guests
\$68 Materials/Studio Fee



above: Instructor Tracey Priska, *Landing Teapot*, stoneware & wood

CERAMIC ARTS

Tuesdays

Ceramics: Advanced Techniques



Instructor: Sue O'Connor

This class is for those students who would like to explore more advanced techniques. We will cover projects in handbuilding and wheel-throwing using templates, molds and combination of several techniques. Projects may include functional and sculptural objects with an emphasis on design and creativity. Porcelain will be introduced.

Prerequisite: Proficiency in throwing and handbuilding at an advanced level. Although projects will be given, students should be self-directed and be able to make each project their own.

1104.42.01.25 Level 3
Tuesdays, January 14 – March 18
9:00 am – 12:00 pm, 10 sessions
\$326 Members, \$366 Guests
\$75 Materials/Studio Fee

Ceramics: Intermediate/Advanced



Instructor: Sue O'Connor

Functional and sculptural forms will be explored by using a variety of slabs, texture, and templates. Projects may include a pitcher with cups, garden artifacts, or a decorative vase. Students will become proficient in creating ceramic vessels with a unique surface and collecting a variety of handbuilding skills.

Prerequisite: Students MUST be proficient in intermediate ceramic skills which includes studio equipment and glazing.

1104.32.01.25 Level 2 & Up
Tuesdays, January 14 – March 18
12:30 pm – 3:30 pm, 10 sessions
\$326 Members, \$366 Guests
\$75 Materials/Studio Fee

wheel-throwing

CERAMIC ARTS

Tuesdays

Ceramics: Surface Techniques P

Instructor: Dominique Larson

How do you enhance the pieces you've already started and really make them your own? We will try slip transfers, Mishima, and more. Let's push your creative boundaries with your clay surfaces, and see what you can do! (Mishima ceramics is when the color is filled into the grooves rather than revealed by scratching away the top layer of the slip or underglaze.)

Prerequisite: Students need to have taken one previous Intro or Beginning ceramics class to attend, and be able to make their own forms.

1104.32.02.25 Level 2 & Up
Tuesdays, January 14 – March 18
6:30 pm – 9:30 pm, 10 sessions
\$326 Members, \$366 Guests
\$75 Materials/Studio Fee



CERAMIC ARTS

Wednesdays

Ceramics: Wheel-Throwing Intermediate P

Instructor: Pike Randle

This class is for makers who are working on personal projects but are struggling with bringing them from the mind out into the tangible world. Let's work through problems and learn from them as they arise during the process.

Prerequisite: Students must be able to throw a basic cylinder and have basic ceramic skills before taking this class.

1104.32.03.25 Level 2 & Up
Wednesdays, January 15 – March 19
9:00 am – 12:00 pm, 10 sessions
\$326 Members, \$366 Guests
\$75 Materials/Studio Fee

Ceramics: Foundations All Levels

Instructor: Tracey Priska

Experience working with clay using basic foundations taught through an exploration of techniques; learn practical methods of ceramic arts such as wheel-throwing, handbuilding, surface decoration and glazing. Electric kiln-firing will be available and each person will be working at his or her own level with the guidance of the instructor.

1104.52.04.25 All Levels
Wednesdays, January 15 – March 19
6:30 pm – 9:30 pm, 10 sessions
\$326 Members, \$366 Guests
\$75 Materials/Studio Fee

left: Instructor Dominique Larson, *Reach*, ceramic

handbuilding

CERAMIC ARTS

Thursdays

Ceramics: Wheel-Throwing Intermediate / Advanced P

Instructor: Sue O'Connor

From the basic cylinder, we are able to create a multitude of different shapes and sizes. We will concentrate on multiple bowls, mugs, lids, altering, and other functional and sculptural wares which will enforce techniques, shape, and design. Trimming, and glazing will be reviewed along with surface decoration. Porcelain will be introduced. **Prerequisite:** Students MUST be able to throw a 5" cylinder, be proficient in intermediate ceramic skills which include studio equipment and glazing.

1104.32.04.25 Level 3 & Up
Thursdays, January 16 – March 20
9:00 am – 12:00 pm, 10 sessions
\$326 Members, \$366 Guests
\$75 Materials/Studio Fee

Ceramics: Alternative Wheel-Throwing / Level 2 & Up P

Instructor: Pike Randle

This class is for those who would like to break away from general pottery conventions. I am not a potter, but I do challenge myself with the wheel. During these pottery adventures I have developed my own take on the process of throwing. If Thrown: Trees, Flowers, and Whistles sound up your alley then let's hangout and learn from each other. **Prerequisite:** Students MUST be able to throw a basic cylinder and have basic ceramic skills before taking this class.

1104.32.05.25 Level 2 & Up
Thursdays, January 16 – March 20
6:30 pm – 9:30 pm, 10 sessions
\$326 Members, \$366 Guests
\$75 Materials/Studio Fee

CERAMIC ARTS

Ceramics: Open Studio Time

Studio Monitor: No Instruction

Open Studio Time is available for students currently registered for a ceramics class (12 hours or more.)

Students must follow current safety and health policies while in the BBAC Ceramics Studio.


- There is no instruction during open studios.
- Students are required to sign up for open studio times.
- There is a 12-student maximum per open studio.

Open Studio begins the 2nd week of classes and ends one week before the last week of the term.

Wednesdays, January 22 – March 12
12:30 pm – 3:30 pm, 8 sessions

Thursdays, January 23 – March 13
12:30 pm – 3:30 pm, 8 sessions

Saturdays, January 25 – March 15
9:00 am – 11:30 am, 8 sessions
1:45 pm – 4:15 pm, 8 sessions



above: Instructor Pike Randle (a.k.a. Noah Zirpoli), *Untitled*, ceramic

pencil/graphite/pen Ink/pastel

DRAWING*

***Classes Listed by Day of Week**

Mondays

Drawing Foundations: Level 2

Instructor: Dan Keller

This course will pick up where *Drawing Fundamentals* leaves off, allowing students to more fully develop basic skills and design techniques they have. The longer drawings accomplished in this class will also display more advanced concepts to be covered. Observational drawing from still life as well as the copying of Master Paintings will be studied.

1105.32.01.25 Level 2

Mondays, January 13 – March 17

No Class January 20

12:30 pm – 3:30 pm, 9 sessions

\$284 Members, \$324 Guests, \$5 Materials Fee

DRAWING

Tuesdays

**Drawing:
Understanding the Figure**

Instructor: Mary Dudek

In this class, students will advance their understanding and ability to draw the human body. Classes will include studies from a live model and structure and anatomy demonstrations. While class is geared towards intermediate and advanced students, students of all levels will be accommodated and all will come away with an increased knowledge of the figure and an accomplished body of work. Students will be able to study both portrait and full figure.

1105.32.02.25 Level 2 & Up

Tuesdays, January 14 – March 18

9:00 am – 12:00 pm, 10 sessions

\$326 Members, \$366 Guests, \$125 Model Fee

DRAWING

Wednesdays

**Drawing:
Figure & Portrait**

Instructor: Dan Keller

In this class, students will learn the foundations of drawing the figure and portrait from a live model. Through demonstrations, individual instruction and group critiques, students will develop the necessary skills of figure and portrait drawing such as proportion, gesture, practical anatomy, lighting and constructing form.

1105.52.01.25 All Levels

Wednesdays, January 15 – March 19

12:30 pm – 3:30 pm, 10 sessions

\$326 Members, \$366 Guests, \$125 Model Fee

DRAWING

Thursdays

**Drawing:
An Introduction – Part 2**



Instructor: Colleen Sanders

This class is specifically designed for former students of Colleen Sanders that took *Intro to Drawing Part 1*. This will allow students ample time to practice their previously learned drawing skills and progress with further instruction and individual help. Students may bring materials used in their prior class.

This class has a later start date to accommodate instructor availability.

Prerequisite: Instructor approval to move to Introduction to Drawing Part 2 w/ Colleen Sanders.

1105.22.01.25 Intro / Part 2

Thursdays, January 30 – March 20

9:00 am – 12:00 pm, 7 sessions

\$221 Members, \$261 Guests, \$10 Materials Fee

**Drawing Foundations:
Observational Drawing**

Instructor: BBAC Faculty

This class will concentrate on creating realistic drawings from direct observation. Students will learn to apply fundamental drawing principles including proportion, perspective, line, value, and composition in practice exercises and finished drawings. Projects will include geometric solids, drapery, and still life.

1105.22.02.25 Level 1 & 2

Thursdays, January 16 – March 20

6:30 pm – 9:30 pm, 10 sessions

\$326 Members, \$366 Guests, \$5 Materials Fee

left: Instructor Mary Dudek, *Reclining Figure*, colored pencil, detail



DRAWING

Fridays

**Drawing:
On the Right Side of the Brain**



Instructor: Kerry Yaklin

This is an introductory class geared at learning the basic skills for drawing. This theory approaches drawing as a learnable skill that eases as we modify the process of how we “see” in order to draw more realistically. Many skills required to draw effectively are located in the brains’ right processing hemisphere; not the dominant, analytic, left side. Projects are therefore designed to strengthen and practice these perceptual skills with how the right brain processes information. By strengthening these skills, you can feel the joy at achieving realistic looking drawings by experiencing the mental shift that produces accurate results. Items covered include: line, positive and negative spaces, proportion and perspective, light and shading, etc. This class is great for explaining the “how’s” and “why’s” of the drawing process in a manner that is approachable.

No previous classes or experience needed.

1105.12.01.25 Intro Level

Fridays, January 17 – March 21
9:00 am – 12:00 pm, 10 sessions
\$326 Members, \$366 Guests, \$5 Materials Fee



DRAWING & PAINTING*

***Classes Listed by Day of Week**

Fridays

**Drawing & Painting:
Member Drop-In Studio***



Studio Monitor: Martin Brill

BBAC current members have the opportunity to draw & paint from a model in an open studio environment without instruction.

**Current BBAC membership is required to attend this drawing & painting studio.*

If you are not sure if your membership is up-to-date, please stop in the front office to check before attending class,
Space is limited to the first 11 members to arrive.

Questions?

Contact Martin Brill @ 248.933.6213

No Instruction / All Levels

Fridays, January 17 – March 21
9:00 am – 12:00 pm, 12 sessions
\$22 for 3 hours; payable to monitor on date attending.



left: Student of Kerry Yaklin, *Elephant*, graphite

left: Martin Brill, *Janet in Spring*, gouache, detail

DRAWING & PAINTING

Saturdays

**Drawing & Painting:
Nature’s Palette Color Studies**



Instructor: Barbara Holmer

In this class, students will learn about and create the Color Bias Color Wheel, practice mixing and matching colors for natural subjects while reflecting on Werner’s *Nomenclature of Color*, and complete small studies using colored pencil* or watercolor*.

Subjects will be provided.

**Bring all supplies that are relevant to your chosen medium to the first class.*

Prerequisite: Students should have previous experience with their chosen medium.

1121.32.01.25 Level 1 & Up

Saturdays, January 18 – March 8
12:30 pm – 3:30 pm, 8 sessions
\$260 Members, \$300 Guests, \$5 Materials Fee

right: Instructor Barbara Holmer,
Nature’s Palette,
water color & colored pencil



above: Instructor Barbara Holmer, *Sweet Bay Magnolia*, colored pencil, detail

FIBER ARTS*

*Classes Listed by Day of Week

Mondays

**Fiber / Textiles:
Handweaving Level 4+
Advanced Independent Studio**

No Instruction

Weave away! This studio is available to the advanced handweaver who has done extensive exploration on their own and desires to work independently. These studio sessions follow all current term policies, procedures, and schedules. Access to the studio equipment will be coordinated through the handweaving instructors and ahead of the class schedule. In this studio, participants will be assigned a loom ahead of the start date based on their request and will have access to reeds, raddles, warping boards and other weaving tools in the studio. Equipment and studio monitoring will be supported by the BBAC. *Students in this open studio must provide their yarn, shuttles, and bobbins for their projects.*

1106.42.01.25 Level 4 & Up

Mondays, January 13 – March 17

No Class January 20

9:30 am – 12:30 pm, 9 sessions

\$284 Members, \$324 Guests, \$35 Loom Fee

Weaving: Open Studio

No Instruction

Weaving Open Studio is an opportunity to work on your class projects outside of your regular class time.

Students must be registered in the current Monday AM weaving class to attend.

Wednesdays, January 15 – March 19

12:30 pm – 3:30 pm, 10 sessions

right: Instructor Rachel Brunhild, *Stitching Meditations, Breath Weaving*

FIBER ARTS

Mondays

NEW!

**Fiber / Textiles: Basic Sewing
Learn to Use a Pattern & Create!** **N**

Instructor: Rachel Brunhild

In this class, students will learn the basic skills needed to use a home sewing machine and how to read and use a commercial pattern. Projects may include home decor and fashion accessories.

*Students are encouraged to bring their own sewing machines to learn on but may use the BBAC's.**

**Must reserve a machine if using BBAC's.*

Please bring 1 yard of cotton fabric, fabric scissors, and sewing pins to the first class.

1106.22.02.25 Level 1 & 2

Mondays, January 13 – March 17

No Class January 20

6:30 pm – 9:30 pm, 9 sessions

\$284 Members, \$324 Guests, \$15 Materials Fee



FIBER ARTS

Tuesdays

**Fiber / Textiles:
Handweaving Level 2 & 3** **P**

Instructor: Rachel Brunhild

Handweaving can produce a range of pieces and products; creative expression with thread, artifacts for the home, fabric for garments, or perhaps a study of a particular weave structure or method. This class is for both the student who has acquired basic knowledge and wants further instruction (Level 2) and the advanced student who requires more challenging instruction and encouragement to develop their project ideas and concepts (Level 3). In this class, returning students will be assigned a loom ahead of the start date based on their request and will have access to reeds, raddles, warping boards and other weaving tools in the studio.

Students in this class must provide their own yarn, shuttles, and bobbins for their projects.

Prerequisite: Minimum of 2 weaving classes.

1106.32.01.25 Level 2 & 3

Tuesdays, January 14 – March 18

9:00 am – 12:00 pm, 10 sessions

\$326 Members, \$366 Guests, \$35 Loom Fee

Optional project kits will be available in class

for a fee in the \$50–\$100 range.

Weaving: Open Studio

No Instruction

This is an opportunity to work on your class projects outside of your regular class time. *Students must be registered in a current term weaving class to attend the weaving open studios.*

Wednesdays, January 15 – March 19

9:00 am – 12:00 pm, 10 sessions

Thursdays, January 16 – March 20

4:30 pm – 7:30 pm, 10 sessions

FIBER ARTS

Tuesdays

**Handweaving:
Level 1 & 2**

Instructor: Sarah Sparkman

This class is for students who have no experience in handweaving or who have acquired basic knowledge and skills, but want further instruction. Level 1 students will start with the basics of how to prepare the warp and weft for their project either on a rigid heddle loom or a 4-shaft floor loom. Level 2 students can work independently on their projects supported by the instructor. In this class, returning students will be assigned a loom ahead of the start date based on their request and will have access to reeds, raddles, warping boards and other weaving tools in the studio. New students will begin on either a rigid heddle loom or a 4-shaft floor loom.

1106.22.01.25 Level 1 & 2

Tuesdays, January 14 – March 18

5:00 pm – 8:00 pm, 10 sessions

\$326 Members, \$366 Guests, \$35 Loom Fee

Optional project kits will be available in class

for a fee in the \$50 – \$100 range.

Weaving: Open Studio

No Instruction

Weaving Open Studio is an opportunity to work on your class projects outside of your regular class time.

Students must be registered in the current Tuesday PM weaving class to attend and be able to weave on your own to attend.

Thursdays, January 16 – March 20

4:30 pm – 7:30 pm, 10 sessions

casting/soldering/stone setting

JEWELRY & METALS*

*Classes Listed by Day of Week

Mondays

Jewelry & Metalsmithing: Advanced P

Instructor: Robin Servo

Students who have proficiency in basic jewelry skills will have lectures and demonstrations to meet individual needs. Techniques such as lost-wax casting, resin inlay, stone setting, and metal forming and fabrication may be covered.

Prerequisite: *The completion of a beginning and intermediate jewelry / metals class including torch soldering.*

1108.42.01.25 Level 3

Mondays, January 13 – March 17

No Class January 20

9:00 am – 12:00 pm, 9 sessions

\$284 Members, \$324 Guests, Materials Fee \$60

1108.42.02.25 Level 3

Mondays, January 13 – March 17

No Class January 20

12:30 pm – 3:30 pm, 9 sessions

\$284 Members, \$324 Guests, Materials Fee \$60

1108.42.03.25 Level 3

Mondays, January 13 – March 17

No Class January 20

7:00 pm – 10:00 pm, 9 sessions

\$284 Members, \$324 Guests, Materials Fee \$60

JEWELRY & METALS

Mondays

Jewelry & Metalsmithing: Level 1

Instructor: Scott Brazeau

This class is for students who have little or no experience in jewelry making. Instruction covers the fundamentals of basic tool usage and safety in the studio as well as learning metal fabrication techniques and torch soldering. Additionally, students will become engaged in the design process to create both decorative and functional metal objects. The works produced may include wearable art or small sculptures.

1108.12.01.25 Level 1

Mondays, January 13 – March 17

No Class January 20

3:45 pm – 6:45 pm, 9 sessions

\$284 Members, \$324 Guests, \$60 Materials Fee



above: Jodi Galperin, *Ring of Fire*, cast sterling silver cigar band, hand-fabricated bezel w/ faceted Mexican fire opal & crushed opals in resin

left: Beth Hartzell, *Wave Ring*, cast bronze

JEWELRY & METALS

Tuesdays

Jewelry & Metalsmithing: Fabricating Shell, Hollow, & Other Multidimensional Forms

Instructor: Mary Kernahan

Taking a unique 3-dimensional form from design to construction to completion can be challenging to even the most experienced metalsmith. This class will cover the basic forming and soldering techniques essential to successfully fabricating complicated multidimensional forms. Seaming, raising, sinking, stretching, fold forming, and die forming are among the techniques that will be used to create elements for object construction, and students will gain practical experience for successful soldering of complex angles and joints.

1108.32.01.25 Level 2 & Up

Tuesdays, January 14 – March 18

9:00 am – 12:00 pm, 10 sessions

\$326 Members, \$366 Guests, \$60 Materials Fee

Jewelry & Metalsmithing: Directed Studies

Instructor: Mary Kernahan

Whether it's a matter of solving a design or engineering problem, or simply a desire to bring some long-standing projects to successful completion, this course is designed to provide students with tailored instruction for the execution of their chainmaille, wire, or fabrication projects. As such, demonstrations will not be predetermined, but instead will be provided by student request.

Basic supplies are provided, but please note that for projects requiring the use of fine silver, students will need to purchase it in addition to their material / studio fees.

1108.32.02.25 Level 2 & 3

Tuesdays, January 14 – March 18

12:30 pm – 3:30 pm, 10 sessions

\$326 Members, \$366 Guests

\$65 Materials/Studio Fee

JEWELRY & METALS

Tuesdays

Metalsmithing: Utilitarian / Everyday Objects P

Instructor: Nancy Clark

We will be exploring utilitarian pieces that we use in our everyday life. In class we will design and create either napkin rings, containers, or a serving piece. Techniques such as metal forming, sawing, fabricating, and forging may be reviewed.

This course is designed for intermediate and advanced students.

Projects for students repeating this class will be adapted and designed to meet their specific needs. Copper and brass will be provided.

Silver (optional) is to be purchased by the student.

Prerequisite: *The completion of a beginning and intermediate jewelry / metals class including torch soldering.*

1108.32.03.25 Level 2 & 3

Tuesdays, January 14 – March 18

3:45 pm – 6:45 pm, 10 sessions

\$326 Members, \$366 Guests

\$65 Materials/Studio Fee



above: Instructor Nancy Clark, *Kiddush Cup*, sterling silver



JEWELRY & METALS

Tuesdays

Jewelry & Metalsmithing:
Studio Workshop



Instructor: Nancy Clark

Whether you are continuing a project or designing and executing a new project, this class is for you. Further development of technical skills and motivation will be the primary focus of this class. Working on creative design elements as well as various techniques like enamel, patinas, surface embellishment, forming and more can be explored during the semester. Students can work independently and/or participate in learning techniques that are based on class interest.

Basic supplies will be provided, but note that projects requiring the use of sterling or fine silver are not included in the material fee, and will need to be purchased by the student.

Prerequisite: *The completion of a beginning jewelry / metals class including torch soldering.*

1108.32.04.25 Level 2 & 3

Tuesdays, January 14 – March 18
7:00 pm – 10:00 pm, 10 sessions
\$326 Members, \$366 Guests
\$65 Materials/Studio Fee



JEWELRY & METALS

Wednesdays

Jewelry & Metalsmithing:
Casting & Mold Making



Instructor: Robin Servo

Students are introduced to the lost-wax casting process including instruction of all steps necessary to complete a final, (jewelry scale) casting.

Both centrifugal and vacuum casting processes, as well as various wax-working and mold-making techniques will be demonstrated in this class.

Most materials are provided for this class except silver products which are not included in the material / studio fees.

Prerequisite: *The completion of a beginning jewelry / metals class including torch soldering.*

1108.32.05.25 Level 2 & 3

Wednesdays, January 15 – March 19
9:00 am – 12:00 pm, 10 sessions
\$326 Members, \$366 Guests
\$70 Materials/Studio Fee

Jewelry & Metalsmithing:
Enameling



Instructor: Robin Servo

In this class, students will be introduced to the fundamentals of enameling. Basic wet and dry enameling techniques, along with other topics such as enamel selection, equipment, and metal preparation will be taught. Instruction on techniques necessary to incorporate enameled pieces into jewelry or decorative objects will be included.

Prerequisite: *No previous enameling is necessary, but the completion of a beginning jewelry / metals class including torch soldering is required.*

1108.32.06.25 Level 2 & 3

Wednesdays, January 15 – March 19
12:30 pm – 3:30 pm, 10 sessions
\$326 Members, \$366 Guests
\$70 Materials/Studio Fee

left: Lilly Marinelli, Deco, silver & enamel

JEWELRY & METALS

Wednesdays

Jewelry & Metalsmithing:
Level 1

Instructor: Janice Degen

This class is for students who have little or no experience in jewelry making. Instruction covers the fundamentals of basic tool usage and safety in the studio as well as learning metal fabrication techniques and torch soldering. Additionally, students will become engaged in the design process to create both decorative and functional metal objects. The works produced may include wearable art or small sculptures.

1108.12.02.25 Level 1

Wednesdays, January 15 – March 19
7:00 pm – 10:00 pm, 10 sessions
\$326 Members, \$366 Guests, Materials Fee \$60

Thursdays

Jewelry & Metalsmithing:
Level 2



Instructor: Nancy Clark

This class is for students who have recently completed the beginning level metals class and want to improve skills previously learned, and build the confidence necessary to transition to higher level classes. Instruction will include more advanced soldering, stone-setting, and metal fabrication techniques along with suggested practice test pieces and projects utilizing the demonstrated processes.

Prerequisite: *The completion of a beginning jewelry / metals class including torch soldering.*

1108.22.01.25 Level 2

Thursdays, January 16 – March 20
9:00 am – 12:00 pm, 10 sessions
\$326 Members, \$366 Guests
\$60 Materials/Studio Fee

JEWELRY & METALS

Thursdays

Jewelry & Metalsmithing:
Metal Origami Forms



Instructors:
Terri Dworkin, Nancy Clark, and Darlene Earls

Creating three-dimensional forms via scoring, folding, and bending. A variety of embellishment techniques will be presented, including textures, stones, colorants, and other surface approaches. *Students who choose to use fine or sterling silver must provide their own — (suggested gauges are 22 and 24).*

Copper will be provided.

Prerequisite: *The completion of a beginning jewelry / metals class including torch soldering.*

1108.32.07.25 Level 2 & 3

Thursdays, January 16 – March 20
12:30 pm – 3:30 pm, 10 sessions
\$326 Members, \$366 Guests
\$65 Materials/Studio Fee

1108.32.08.25 Level 2 & 3

Thursdays, January 16 – March 20
7:00 pm – 10:00 pm, 10 sessions
\$326 Members, \$366 Guests
\$65 Materials/Studio Fee



above: Shelly Denes, Squares & Circles Bracelet, sterling silver patinated hand-fabricated bracelet

JEWELRY & METALS

Thursdays

Jewelry & Metalsmithing: Stone Setting **P**

Instructor: Darlene Earls

This class will focus on flush setting, tube setting, bezel setting, and prong setting. Through demonstrations and practice, students will learn a comprehensive understanding of setting stones. A variety of setting tools will be custom made and explained. Control and mastery of techniques will be the emphasis of the class. Several projects will be proposed.

Most materials are provided for this class except silver products which are not included in the material / studio fees.

Prerequisite: Knowledge of soldering and finishing required. This is an advanced metal-smithing course; the completion of beginning and intermediate jewelry / metals classes is required.

1108.42.04.25 Level 3

Thursdays, January 16 – March 20
3:45 pm – 6:45 pm, 10 sessions
\$326 Members, \$366 Guests
\$65 Materials/Studio Fee

Fridays

Jewelry & Metalsmithing: Drop-In Open Studio **DS**

No Instruction

Current Term Jewelry & Metals Students Only

Open Studio is available to all students currently enrolled in a jewelry / metals class. This is a great opportunity to use the tools and equipment outside of class time. Open studio sessions follow all current term policies, procedures and schedules. (Beginners have limited access to some pieces of equipment during open studio.)

Studio sessions follow all current term policies, procedures, and schedules.

Limit is 10 students per session.

All Levels

Fridays, January 17 – March 21
9:00 am – 12:00 pm, 10 sessions
\$15 per 3-hour session

JEWELRY & METALS

Saturdays

Jewelry & Metalsmithing: Simple, Stackable Rings Workshop **W**

Instructor: Janice Degen

Create your own beautiful, stackable rings. Learn fabrication skills and techniques using hammers, decorative stamps, and other surface embellishment tools to create your designs. No experience necessary. All materials included.

Students must wear closed-toed shoes, long pants, a mask, and have long hair tied-back.

2108.52.01.25 All Levels

Saturday, February 1
10:00 am – 2:00 pm, 1 session
\$85 Members, \$125 Guests, \$50 Materials Fee

Jewelry & Metalsmithing: Riveted Bangles Workshop **W**

Instructor: Janice Degen

Learn to make a series of riveted bangles as you are introduced to basic metalworking skills. You will learn metal forming, creating patterns with hammers, wire riveting, and several different finishing techniques. The bangles will be completed in class so you can wear them home! *Brass and copper will be provided. Students must wear closed-toed shoes, long pants, a mask, and have long hair tied-back.*

2108.52.02.25 All Levels

Saturday, February 15
10:00 am – 2:00 pm, 1 session
\$85 Members, \$125 Guests
\$50 Materials/Studio Fee



left: Instructor Janice Degen, Stackable Rings, silver

JEWELRY & METALS

Jewelry & Metalsmithing: Hands-on Jewelry Design Experience Workshop **W**

Instructor: Matthew Gross
Owner of MHG Jewelry Studio

This is an amazing way to get together with your friends and family to immerse yourself in the secret art of jewelry design. You will be learning Matthew's innovative techniques for jewelry design. Whether you are looking to expand your horizons and try something new, or you want to take your jewelry making to the next level, Matthew will be your personal guide through the sketching, designing, and creating process. With many years of knowledge and experience, Matthew will show you how to incorporate the beauty of your surroundings, whether it is the local plant life, or architecture to inspire you. Come with an open mind and be willing to venture outside of your comfort zone. You will be guided through a series of step-by-step exploration exercises, and discover a unique technique for design problem solving:

- Opportunity to work, hands on, with shapes and designs.
- Learn how to develop and enhance simple shapes into designs.
- Understand how certain design forms have evolved through time.
- Where you begin will evolve into an unexpected design solution by the end of class.

2108.52.03.25 All Levels 1 session

Date, Time & Price:
TBD & Posted by January 31, 2025



above: Matthew Gross, Owner, MHG Jewelry Studio



left: Student in Matthew Gross' Design Class

MIXED MEDIA

Mixed Media: Experimental Materials Oil & Acrylic / Level 2

Instructor: Marat Paransky

This painting class will explore the intersection between oil/acrylic painting and experimental materials and actions. There will be technical instruction through demos, discussion of examples in books and slide shows, and studio time to work on the projects. Topics will include: mounting materials, marks and stains, unusual supports, text in paintings, found images, and automatic drawing. Students will need to have traditional painting supplies, as well as a handful of other basic supplies for the first class.

Prerequisite: *Students need to have some painting experience before taking this class.*

1109.32.01.25 Level 2 & 3

Wednesdays, January 15 – March 19
12:30 pm – 3:30 pm, 10 sessions
\$326 Members, \$366 Guests

below: Instructor Marat Paransky,
Mechanically Separated, mixed media



MIXED MEDIA

Mixed Media: Collage & Assemblage

Instructor: Marat Paransky

This course is a combination of technical instruction through demos, discussion of examples from art history in books / slideshows, and of course, studio time and individual instruction for students to create collage and assemblage work. In terms of theory, the instructor will be discussing these art forms in their historical context, their subversive nature and contemporary uses in the visual arts.

Some of the technical topics include:

- Supports for collage and assemblage
- Mounting images and materials
- Sealing images and objects
- Glues and mediums

Students will be required to scavenge for their own raw materials and ready-mades, as well as purchase acrylic medium and PVA glue. They will also need to bring in their painting/ drawing/ sculptural medium of choice to add to their projects.

1109.32.02.25 All Levels

Fridays, January 17 – March 21
12:30 pm – 3:30 pm, 10 sessions
\$326 Members, \$366 Guests



left: Dammatio Memoriae, Untitled, acrylic on panel

PAINTING*

*Classes Listed by Day of Week

Mondays

Painting: Fundamentals of Watercolor / Introduction

I

Instructor: Diane Roach Smith

Watercolor is a beautiful media to study!

This introductory class is perfect for people who want to learn to paint with watercolor. If you have played with watercolor (or not) and want to learn more about it from a watercolor artist / instructor, this class is for you.

Through exercises, instructor demonstrations, and projects, students will learn about:

- Color Mixing and Color Theory: (related assignments and demos will be taught)
- Various subject matter for painting ideas.
- The cycle of creating a watercolor painting from beginning to end.

All lessons will be taught using Professional Watercolor Tube Paints and Professional Paper. Paint and Paper will be provided.

There is a supply list for the rest of things needed for class. Students are required to bring all materials.

A class field trip may take place during the semester for one class meeting date.

1112.12.01.25 Introductory

Mondays, January 13 – March 10

No Class January 20

9:00 am – 12:00 pm, 9 sessions

\$284 Members, \$324 Guests, \$70 Materials Fee



left: Instructor Diane Smith, Three, watercolor

PAINTING

Mondays

Painting: Watercolor / Level 2

P

Instructor: Diane Roach Smith

This class is for the student who wants to learn more about watercolor painting after taking the Introductory Level and Level 1 classes with Diane. Projects will be small to medium in size.

In this class, students will:

- Add to their knowledge of color using professional watercolor tube paints.
- Explore color theory using the value scale and mixing color to create color themed paintings.
- Learn watercolor techniques through instructor demonstrations and apply this knowledge to their own projects.
- Learn composition basics through the use of still life and landscape. Students are encouraged to use their own references for projects.

Prerequisite: *At least 4 previous classes — 2-3 semesters of the Intro Classes, as well as 1-2 semesters of Level 1 classes.*

There is a materials list for this class; students are required to bring all materials.

A class field trip may take place during the semester for one class meeting date.

1112.32.01.25 Level 2

Mondays, January 13 – March 17

No Class January 20

12:30 pm – 3:30 pm, 9 sessions

\$284 Members, \$324 Guests

PAINTING

Mondays

NEW!

**Painting:
The Abstract Landscape
Feeling Into your Surroundings**

N

Instructor: Sheri Lee Robinson

Look around you.. what do you see? A beautiful body of water? A luscious meadow? A bustling or still city? It's very satisfying to snap a photo of our surroundings when they inspire us to do so. The moment is held in time with our photo and our memory becomes filled with the details of that day. But how did that scene FEEL? What emotions came up as you took in your surroundings? In this new and exciting course, we will dive into the abstract (and impressionistic) side of the ubiquitous landscape painting. Together, we will explore and learn how to paint and draw scenes that inspire us using the unique, emotional language of abstract painting on canvas and on paper. But we won't stop at the landscape.. you will also explore creating seascapes, lakescapes, and cityscapes all using the language of abstraction. The history and icons of the abstract landscape, seascape and cityscape will be discussed and presented in a slideshow and I will create alongside you and guide you through this satisfying process. Get ready to make a LOT of art and have some fun! See you in the studio!

1112.52.01.25 All Levels

Mondays, January 13 – March 17

No Class January 20, February 3 & February 10

12:30 pm – 3:30 pm, 7 sessions

\$221 Members, \$261 Guests

above right: Instructor Sheri Lee Robinson,
Red Boat, oil on canvas

right: Instructor Sheri Lee Robinson,
San Francisco, oil on canvas



PAINTING

Mondays

Painting Light: Beginner

Instructor: Timothy Widener

Painting Light & Expressing Color for the Beginner is a class designed as an introduction to painting light, and for the beginner to understand color. In the first part of the class, students will learn color by mixing it and then applying it to canvas. Afterward, a grounding in the use and understanding of value, tonal rendering of form, understanding edges, basic composition, and other fundamental methods and techniques are introduced to start students on their way to describing a painting with light. This course is designed for the student with little to no painting experience, but can be adapted for those who have painted for years and want to learn these techniques.

Students can work in oil, acrylic, watercolor and pastel.

1112.22.01.25 Level 1

Mondays, January 13 – February 10

No Class January 20

9:00 am – 3:30 pm, 4 all-day sessions

\$282 Members, \$322 Guests

1112.22.02.25 Level 1

Mondays, February 17 – March 17

9:00 am – 3:30 pm, 5 all-day sessions

\$353 Members, \$393 Guests



above: Artist Unknown, *Still Life*, acrylic

left: Instructor Timothy Widener,
Brazilian Marketplace, oil

PAINTING

Mondays

NEW!

**Painting:
Beginning Acrylic & Design**

N

Instructor: Kim Fay

This class begins color mixing in acrylic paint for the first 2 sessions. That leads into basic composition and design studies using form and line. We will study the use of positive and negative space and its impact on composition. These will translate into 2 projects with specific themes using what you've learned.

1112.12.02.25 Level 1

Mondays, January 13 – March 17

No Class January 20

7:00 pm – 10:00 pm, 9 sessions

\$284 Members, \$324 Guests



PAINTING

Tuesdays

Painting Light:
Advanced*



Instructor: Timothy Widener

Painting Light is a class that develops both your ability to use light to render form while teaching the fundamentals of creating a work of art. Methods to use color, composition, tonal development, and understanding value and edges are a few principles taught. The development of individual artistic taste and sensibilities are also a focus.

**It is encouraged that those students who wish to take advanced Painting Light on Tuesdays be advanced students and have prior approval from the instructor.*

To inquire, call the BBAC office at 248.644.0866.

Prerequisite: Students must be painting at an advanced level and have prior approval from the instructor to enroll in this class.

1112.42.01.25 Level 3 & 4

Tuesdays, January 14 – February 11
9:00 am – 3:30 pm, 5 all-day sessions
\$353 Members, \$393 Guests

1112.42.02.25 Level 3 & 4

Tuesdays, February 18 – March 18
9:00 am – 3:30 pm, 5 all-day sessions
\$353 Members, \$393 Guests



left: Instructor Timothy Widener, *Early Arrival / Redwinged Blackbird*, oil, detail

PAINTING

Tuesdays

Painting:
Advanced Studio



Instructor: Patty Eisenbraun

This class is designed for the dedicated, advanced painter seeking to refine their skills. Participants will receive support as they progress in their craft through group critiques and instruction.

Collaboration with peers will be encouraged to foster artistic growth. When possible, students will demonstrate new materials and share tips, enhancing everyone's exploration and mastery of painting techniques.

All painting mediums are welcome.

Prerequisite: Must have intermediate / advanced painting experience.

1112.42.03.25 Level 3 & 4

Tuesdays, January 14 – March 18
9:00 am – 12:00 pm, 10 sessions
\$326 Members, \$366 Guests

1112.42.04.25 Level 3 & 4

Tuesdays, January 14 – March 18
12:30 pm – 3:30 pm, 10 sessions
\$326 Members, \$366 Guests



above: Instructor Patty Eisenbraun, *Untitled*, acrylic

PAINTING

Tuesdays

Painting:
Watercolor / Level 3



Instructor: Diane Roach Smith

This class is for the watercolor student who already has a solid background and experience with watercolor painting regarding values, color mixing, paint properties as well as knowledge of watercolor paper and supplies. There will be individual help in a friendly atmosphere, while building on the foundations you know and continuing to learn at a more advanced level. In this class, we will explore:

- *Unique subject matter and how to make a creative painting*
- *Turning a Photograph into a piece of Art*
- *Mixed Media and Collage*
- *Abstract and Realism*

Independent study is encouraged and all students will be responsible for their own references.

It is highly recommended that all the students use professional paints as well as professional 100% cotton Rag Watercolor paper.

Prerequisite: Fundamentals of Watercolor Intro Part 1, Intro Part 2 and Level 1 classes w/ Diane Smith or an equivalent of 4 or more semesters of watercolor training.

There is a materials list for this class; students are required to bring all materials.

A class field trip may take place during the semester for one class meeting date.

1112.32.02.25 Level 3

Tuesdays, January 14 – March 18
9:00 am – 12:00 pm, 10 sessions
\$326 Members, \$366 Guests



right: Student of Diane Smith, *Portrait*, watercolor

PAINTING

Tuesdays

Painting:
Oil Painting / Level 1 & 2



Instructor: Donald Cronkhite

Using oil paint as a medium, students will learn concepts of composition, value, color mixing, and brush control by painting from a photograph supplied from the instructor.

There will be attention given to each student throughout the class and individual demos.

Prerequisite: Some knowledge of drawing and / or painting at an introductory level.

1112.22.03.25 Level 1 & 2 (not an intro class)


Tuesdays, January 14 – March 18
No Class February 11

12:30 pm – 3:30 pm, 9 sessions
\$284 Members, \$324 Guests, \$8 Materials Fee

1112.22.04.25 Level 1 & 2 (not an intro class)

Tuesdays, January 14 – March 18
No Class February 11

7:00 pm – 10:00 pm, 9 sessions
\$284 Members, \$324 Guests, \$8 Materials Fee



above: Ron Moffitt, *Mine & Hoppers People*, oil

PAINTING

Tuesdays

Painting: Contemporary Landscape

Instructor: Edward Duff

This class will cover the basic foundations of landscape painting with a focus on atmospheric perspective, accurate color mixing, composition, and photo interpretation. Students will have the opportunity to explore various landscape related subject matter such as skies, bodies of water, architecture, and urban and rural scenes. Through demonstrations, individual instruction, group critiques, and lectures on the history of landscape painting to the present, students will be encouraged to find their own personal direction as they create contemporary works of art. *Demonstrations will be done in oil. Acrylic, gouache, and watercolor painters are welcome.*

1112.32.03.25 Level 2 & Up

Tuesdays, January 14 – March 18
7:00 pm – 10:00 pm, 10 sessions
\$326 Members, \$366 Guests



PAINTING

Wednesdays

Painting: Intermediate Acrylic / Mixed Media P

Instructor: Andrea Tama

This semester we will be mastering the essentials of color through a series of paintings, landscape, floral, room interiors, still life and abstraction. Hopefully we will have time to experiment with each genre, looking at the effect of color and light. **Prerequisite: Students MUST have attended recent classes in Acrylic Mixed Media painting, color theory, some paint mixing and composition to attend.**

1112.32.04.25 Level 2 & 3

Wednesdays, January 15 – March 19
9:00 am – 12:00 pm, 10 sessions
\$326 Members, \$366 Guests, \$25 Materials Fee



above: Instructor Andrea Tama, *Winter*, acrylic, detail

left: Instructor Edward Duff, *Fire on the Horizon*, oil, detail

PAINTING

Wednesdays

Painting: Abstract P

Instructor: Kim Fay

This course is for students who are interested in learning to paint in a different, abstract way. Students will explore a variety of painting media, materials and techniques to build expression in their work with an emphasis on concept, composition, color and personal style. Each student will receive individual attention with a focus toward building a body of abstract work. **Media: oil, acrylic, watercolor, pastel and / or mixed media.**

Prerequisite: Level 1 & 2 drawing & painting experience.

1112.32.05.25 Level 2 & Up

Wednesdays, January 15 – March 19
12:30 pm – 3:30 pm, 10 sessions
\$326 Members, \$366 Guests



PAINTING

Wednesdays

Painting: Experimental Watermedia / Unique Techniques

Instructor: Laura Whitesides Host

This class allows students to expand their paintings by exploring and experimenting with non-traditional mixed water media techniques to enrich the painting surface. Traditional and experimental painters will benefit as they adapt these experiments into their own painting styles. This class is also a great way to start painting for the student who is willing to jump in and bring a sense of adventure. New and returning students welcome as each semester offers something different.

1112.52.02.25 All Levels

Wednesdays, January 15 – March 19
12:30 pm – 3:30 pm, 10 sessions
\$326 Members, \$366 Guests



above: Instructor Laura Whitesides Host, *Spring is around the corner*, watermedia, detail

left: Instructor Kim Fay, *Bravery*, acrylic on canvas, detail

PAINTING

Wednesdays

Painting:
Mixed Watermedia / Wet & Wild

Instructor: Laura Whitesides Host

This class allows students to expand their paintings by exploring and experimenting with non-traditional mixed water media techniques to enrich the painting surface. Traditional and experimental painters will benefit as they adapt these experiments into their own painting styles.

This class is also a great way to start painting for the student who is willing to jump in and bring a sense of adventure.

New and returning students welcome as each semester offers something different.

1112.52.03.25 All Levels

Wednesdays, January 15 – March 19

7:00 pm – 10:00 pm, 10 sessions

\$326 Members, \$366 Guests

PAINTING

Wednesdays

Oil Painting: Beginning

Instructor: Lisa Poczywak

This introductory course seeks to teach students the basic concepts of composition, value, color theory, color mixing, observational painting, medium control, and other basic oil painting concepts in order to produce an original image using oil paint as the medium. By studying fundamentals, students will understand the potential of painting to produce an original image. With a heavy emphasis on getting as much hands-on painting experience as possible, students can expect to independently produce an original oil painting from start to finish by the end of the course. It is helpful to have some experience drawing or painting, but all beginners will.

1112.22.05.25 Level 1

Wednesdays, January 15 – March 19

6:00 pm – 9:00 pm, 10 sessions

\$326 Members, \$366 Guests



left: Instructor Lisa Poczywak, *Radiator*, oil on panel

PAINTING

Thursdays

Painting:
Advanced Watercolor / Level 4



Instructor: Diane Smith

Students will be taught watercolor techniques and experiment with a variety of watercolor ideas. Traditional and abstract subject matter will be presented, as well as using professional watercolor artists' styles for inspiration. The instructor will provide inspirational demos and techniques, and students are encouraged to bring their own inspirations for some of the projects as well. Independent study is encouraged. Intermediate and advanced students are welcome.

It is highly recommended that all the students use professional paints as well as professional 100% cotton Rag Watercolor paper.

A class field trip may take place during the semester for one class meeting date.

Students bring all their own materials.

Prerequisite: *Several semesters of Fundamentals of Watercolor/Intro, Level 1 classes, and Level 2-3 classes recommended, w/ Diane Smith or an equivalent of 5 or more semesters of watercolor training.*

1112.42.05.25 Level 4

Thursdays, January 16 – March 20

12:30 pm – 3:30 pm, 10 sessions

\$326 Members, \$366 Guests



above: Ram Krishnaswami, *Winter Cabin*

PAINTING

Thursdays

Painting:
Advanced Acrylic Mixed Media



Instructor: Andrea Tama

This semester we will be mastering the essentials of color through a series of paintings, landscape, floral, room interiors, still life and abstraction. Hopefully we will have time to experiment with each genre, looking at the effect of color and light.

Prerequisite: *This is an Advanced Painting Class. You are required to have painted in Acrylic Mixed Media for at least 2 recent years with drawing, color theory, paint mixing and composition class experience. If you are new to the class, you will be required to send me photos of some of your work in advance of the class.*

(Self-taught painting experience is not equivalent to taking classes. This is not optional.)

1112.42.06.25 Level 3 & 4

Thursdays, January 16 – March 20

9:00 am – 12:00 pm, 10 sessions

\$326 Members, \$366 Guests, \$25 Materials Fee



above: Instructor Andrea Tama, *Trees*, acrylic

PAINTING

Thursdays

Painting Light / Expressing Color

Instructor: Timothy Widener

This class takes the intermediate painting student to the advanced level for a greater understanding of how to use light to create atmosphere, mood and radiance in an Impressionistic, suggestive manner. Both traditional and contemporary techniques are taught and encouraged in the student's work.

Media: oil, acrylic, watercolor, and pastel.

1112.32.07.25 Level 3 & 4

Thursdays, January 16 – February 13
9:00 am – 3:30 pm, 5 all-day sessions
\$353 Members, \$393 Guests

1112.32.08.25 Level 3 & 4

Thursdays, February 20 – March 20
9:00 am – 3:30 pm, 5 all-day sessions
\$353 Members, \$393 Guests



above: Instructor Timothy Widener, *Opening Up*, oil, detail

PAINTING

Thursdays

Painting: Large Scale

Instructor: Anatoliy Shapiro

Students that have not been in this class before will receive instruction on how to create a large painting from pictures and sketches. Images can be projected on canvas using an overhead projector, enabling larger-scale proportions for painting. Returning students will work independently with individual help from the instructor on their current painting(s). Composition will be discussed to acquire a better understanding of methods, color and value as it applies to their work.

Painting media can include latex, acrylic, and oil and applied to a stretched canvas, 24 x 36 inches, or larger.

Bring your ideas, and references, such as photographs and / or sketches to the FIRST class.

1112.32.09.25 Level 2 & Up

Thursdays, January 16 – March 20
12:30 pm – 3:30 pm, 10 sessions
\$326 Members, \$366 Guests



above: Susan Mitchell, *Happy Moment*, oil on linen

PAINTING

Thursdays

Oil Painting Techniques:
Adult & Teen Grades 10–12
All Levels / not an introductory class



Instructor: Joshua Rainer

Because of its bold color, smooth texture and versatile properties, oil paint is one of the most popular mediums in the Fine Art world. This class aims to equip students with the skills to paint in the genre of hyperrealism. Throughout the term, students will learn a variety of techniques including but not limited to: Color theory; color mixing; blending and glazing. By working to complete an original painting within the duration of the term, students in the class will become familiar enough with how oil paint behaves that they can confidently command the medium to create whatever they imagine.

"I strive to impart the same invaluable skill to my students that the BBAC imparted to me over a decade ago." — Joshua

Prerequisite: Students are required to have either taken the Intro to Oil Painting class or have general experience with oil or acrylic painting before taking this class.

There is a materials list for this class.

1112.32.10.25 All Levels (not an intro class)

Thursdays, January 16 – March 20
6:00 pm – 9:00 pm, 10 sessions
\$326 Members, \$366 Guests



PAINTING

Thursdays

Painting:
Old Masters Portraiture



Instructor: Donald Cronkhite

Learn techniques the Old Masters used to create beautiful portraits with realistic hair and flesh tones. Using respected masterpieces by Rembrandt, Caravaggio, and Franz Hals as references, you will explore layering techniques, brush strokes, and color mixing to give your portraits a polished, timeless quality and provide a foundation for painting from photographs of your own.

Prerequisite: Previous experience in basic drawing, painting, and color mixing.

1112.32.11.25 Level 2 & Up

Thursdays, January 16 – March 13
No Class February 13
7:00 pm – 10:00 pm, 8 sessions
\$260 Members, \$300 Guests, \$8 Materials Fee



above: Instructor Donald Cronkhite, *Portrait*, oil

left: Instructor Joshua Rainer, *Bilal*, oil on canvas

Oil Acrylic & gouache & watercolor

PAINTING

Fridays

Painting: Figure & Portrait in Oil

Instructor: Dan Keller

Using oils or acrylics, students will concentrate on traditional principles of observational painting. Instruction includes color theory, value, organization, illusion of form and space, theory of composition, and paint application. Preparatory paintings and use of limited palettes serve as aids in the learning process.

Students will paint from a live model in each class.

1112.52.04.25 All Levels

Fridays, January 17 – March 21
9:00 am – 12:00 pm, 10 sessions
\$326 Members, \$366 Guests, \$125 Model Fee

1112.52.05.25 All Levels

Fridays, January 17 – March 21
12:30 pm – 3:30 pm, 10 sessions
\$326 Members, \$366 Guests, \$125 Model Fee



above: Instructor Dan Keller, *Inside the Daggett Farmhouse*, acrylic on canvas, detail

PAINTING

Fridays

Painting: Contemporary Landscape

Instructor: Edward Duff

This class will cover the basic foundations of landscape painting with a focus on atmospheric perspective, accurate color mixing, composition, and photo interpretation. Students will have the opportunity to explore various landscape related subject matter such as skies, bodies of water, architecture, and urban and rural scenes. Through demonstrations, individual instruction, group critiques, and lectures on the history of landscape painting to the present, students will be encouraged to find their own personal direction as they create contemporary works of art. *Demonstrations will be done in oil. Acrylic, gouache, and watercolor painters are welcome.*

1112.32.12.25 Level 2 & Up

Fridays, January 17 – March 21
9:00 am – 12:00 pm, 10 sessions
\$326 Members, \$366 Guest

right: Instructor Edward Duff, *Moon Rise*, oil



PAINTING

Fridays

Painting: Studio Practices for the Intermediate to Advanced Painter

Instructor: Edward Duff

This class is for intermediate to advanced students who wish to further their drawing & painting skills while investigating, visualizing, and developing a personal body of work. Whether you'd like to pursue the landscape, figure and portrait, or work abstractly, all are welcome. Students will refine their technical skills, expand their knowledge of materials and process, and benefit from individual instruction, group critiques and lectures on classical and contemporary studio practices. *Students should bring their current works-in-progress, reference materials, and their preferred painting medium to class.*

1112.32.13.25 Level 2 & Up

Fridays, January 17 – March 21
1:00 pm – 4:00 pm, 10 sessions
\$326 Members, \$366 Guests

PAINTING

Fridays

Painting: Intro / Beginning Watercolor

I

Instructor: Kerry Yaklin

This is a class for students who wish to start their process in watercolor but have no idea how. We go from the very ground up in fun and explanatory lessons that teach you skills, terms, how to handle the equipment, and how to make some essential concepts in watercolor with help from the instructor. This is an easy, fun, supportive way to begin to learn the very basics for a pathway into further explorations.

No previous experience needed. Come as you are! *We will discuss materials on the first day – no materials needed for day one.*

1112.12.08.25 Intro / Level 1

Fridays, January 17 – March 21
12:30 pm – 3:30 pm, 10 sessions
\$326 Members, \$366 Guests, \$5 Materials Fee

right: Instructor Kerry Yaklin, *County Clare Castle*, ink & watercolor, detail



PAINTING

Saturdays

Painting: Automatic Art Making / Let your Spirit Guide You



Instructor: Sheri Lee Robinson

Automatic Painting or Automatism is a fascinating art making process that allows your subconscious mind to create art without restriction or judgment. It involves spontaneous and unplanned actions that are often without conscious control or thought. In this exciting class, we will explore the history of Automatic Painting and get our hands dirty with several types of Automatism modalities: painting, drawing, automatic writing, and collage will all be put to use as we explore this truly liberating practice. Join me for this intuitive journey into your creative subconscious. See you in the studio! All levels welcome. *No artmaking experience needed.*

1112.52.06.25 Intro / All Levels

Saturdays, January 18 – March 22
 No Class February 8 & 15
 9:00 am – 12:00 pm, 8 sessions
 \$260 Members, \$300 Guests



left: Instructor Sheri Lee Robinson, *Untitled*, Automatic Art Making 1

PASTELS

Pastels That Pop!

Instructor: Fran Seikaly

Learn about value, layering of colors (glazing), and use of warm and cool colors, light and shadows to create depth and interest. Work from a still life or use your own photo for reference. Instruction is individualized within the class. *There is a materials list for this class.*

1113.52.01.25 All Levels

Mondays, January 13 – March 17
 No Class January 20
 9:00 am – 12:00 pm, 9 sessions
 \$284 Members, \$324 Guests

1113.52.02.25 All Levels

Tuesdays, January 14 – March 18
 12:30 pm – 3:30 pm, 10 sessions
 \$326 Members, \$366 Guests



above: Terri O'Brien, *The French Lady*, pastel on paper

POLYMER CLAY

Polymer Clay

Instructor: Sharene Screws

This session we will be creating Fancy, Funky, Faux Flowers out of Polymer Clay, focusing on shape, color combinations, and canes. *Please bring a work surface, a sharp blade, and a hand roller.*

1109.52.01.25 All Levels

Saturdays, January 18 – March 22
 12:30 pm – 3:30 pm, 10 sessions
 \$326 Members, \$366 Guests, \$60 Materials Fee



PRINTMAKING

Printmaking: Advanced Linocut / Multi-colored & Layered Prints



Instructor: Elizabeth Isakson-Dado

This is an advance process linocut class where students work on one edition with multiple layers. Utilizing the versatile relief printing medium of linoleum cutting, each student will continue methods of carving, composing and creating prints with multiple colors, including reduction, modular or "jigsaw" linocuts.

Prerequisite: Students who have taken Elizabeth Isakson-Dado previous linocut class or have linocut experience.

1115.32.01.25 Level 2 & Up

Tuesdays, January 14 – March 18
 6:00 pm – 9:00 pm, 10 sessions
 \$326 Members, \$366 Guests, \$45 Materials Fee

left: Instructor Sharene Screws, *Fancy, Funky, Faux Flowers*, polymer clay



right: Andra McKenzie, *Untitled Landscape*, multi-plate jigsaw linocut print

lino cut & serigraphy & woodblock

PRINTMAKING

Printmaking: Screen Printing

Instructor: Melissa Dettloff

Learn screen printing basics using techniques like paper stencils, foraged plants, and drawing fluid/ screen filler methods. Create single and multi-color prints on paper, exploring screen printing as an artistic medium for editions, monoprints, and artist books, all guided by personal interests and ideas.

1115.52.01.25 All Levels

Wednesdays, January 15 – March 5

6:30 pm – 9:30 pm, 8 sessions

\$260 Members, \$300 Guests, \$55 Materials Fee



above: Instructor Melissa Dettloff, *Milkweed Moon*, screenprint

right: Instructor Nobuko Yamasaki, *Untitled*, woodblock print

PRINTMAKING

Printmaking: Basic Traditional Japanese Woodblock Printing I

Instructor: Nobuko Yamasaki

In this course, students will learn how to make a traditional Japanese Woodblock Print that uses a plywood board(s), special tools, and black ink (to start). Students already took this course, you may add a few colors that your print will take a new life.

1115.22.01.25 Intro / Level 1

Wednesdays, January 15 – March 19

10:00 am – 12:00 pm, 10 sessions

\$217 Members, \$257 Guests, \$10 Materials Fee

Printmaking: Traditional Japanese Woodblock Printing

Instructor: Nobuko Yamasaki

The traditional Japanese Woodblock Print method of hand-made multi-colored printing, including “Bokashi” (a shading technique), will be taught using woodblocks, special tools, and watercolor.

1115.32.02.25 Level 2 & Up

Wednesdays, January 15 – March 19

12:30 pm – 3:30 pm, 10 sessions

\$326 Members, \$366 Guests, \$10 Materials Fee



PRINTMAKING

Printmaking: Painterly Prints

Instructor: Laura Whitesides Host

Monotypes are a combination of painting and printmaking which is a spontaneous way of working and readily lends itself to experimentation. Class instruction concentrates on water-soluble media such as paints, crayons, pencils, and inks. This class explores different painting/printing processes using plexiglass plates, gelatin plates, drypoint plates, stencils and masks, and collagraph plates.

1115.52.02.25 All Levels

Thursdays, January 16 – March 20

12:30 pm – 3:30 pm, 10 sessions

\$326 Members, \$366 Guests, \$35 Materials Fee

NEW!

Printmaking: Contemporary Intaglio N

Instructor: Laura Beyer

This course will cover traditional and contemporary intaglio printmaking methods including zinc plate etching, dry point, collagraph, and photosensitive plates. This class will also cover contemporary processes such as monotyping and image transfer techniques. This class is designed to be self-directed and appropriate for all skill levels.

1115.52.03.25 All Levels

Thursdays, January 16 – March 20

No Class February 20

5:00 pm – 8:00 pm, 9 sessions

\$284 Members, \$324 Guests, \$40 Materials Fee



PRINTMAKING

Printmaking: Basic Screen Printing / Serigraphy

Instructor: Jen Clare Garawan

Screen printing (also known as silk screening or serigraphy) is a form of printmaking in which inks are pushed through a screen mesh.

In this class, students will learn the basic principles of screen printing, using hand-drawn stencils to create a multi-color fine art print edition on paper. Instruction will include proper screen printing techniques, utilizing water-based inks, screen filler, drawing fluid, as well as print registration of multiple colors. A print exchange is a possibility at the conclusion of the course, in which each student receives a print from fellow students in the class.

1115.52.04.25 All Levels

Fridays, January 17 – March 7

12:30 pm – 3:30 pm, 8 sessions

\$260 Members, \$300 Guests, \$45 Materials Fee

Screen Printed Pet Portraits: 1-Day Workshop W

Instructor: Melissa Dettloff

Learn screen printing basics while creating hand-illustrated portraits of your favorite pet. Produce custom portraits through a process easily replicated at home. By the end, you'll have enhanced your skills and leave with a charming, personalized portrait celebrating your bond with your furry friend.

All materials provided in workshop.

2115.51.01.25 All Levels

Saturday, March 22

10:00 am – 3:00 pm, 1 session

\$85 Members, \$125 Guests, \$45 Materials Fee

left: Jean Moore, *Untitled*, contemporary intaglio



BBAC

High School

Classes

High School Classes

You Have to Start Somewhere...

HIGH SCHOOL

Whether you are pursuing art courses for a future career, college admissions or personal enrichment, we offer a variety of classes to suit your interests and skill level.

Portfolio Development for High School Students



Courses marked with **PD** indicate that the class has an optional pre-college component for students who wish to develop a portfolio for college admissions and scholarship. These classes provide opportunities for critique, portfolio reviews, and guidance with documenting and presenting artwork. All high school courses are taught by professional teaching artists who provide individualized instruction to help students reach their goals and create portfolio quality work.

Teen Arts Board (TAB)

High school students in grades 9 – 12 are invited to join the BBAC Teen Arts Board (TAB). TAB students earn volunteer hours by assisting in the Sundays @ the Center drop-in workshops and working on art-related community service projects. *To learn more and get involved, contact: SusanOwens@BBArtCenter.org* Adult classes are open to students 18 and older. Members of our education staff are happy to assist you with your selection.

Watercolor + Acrylic Painting:



Grades 9 – 12

Instructor: Lindy Shewbridge

Learn the fundamentals and design potential of acrylic and watercolor paint. Students will explore methods of composition and how to render form, space and light through observational and abstract painting methods. Weekly exercises will help students develop their own style.

1212.52.06.25
MONDAYS, January 13 – March 17
No Class January 20
 4:30 pm – 6:30 pm, 9 sessions
 \$234 Members, \$274 Guests, \$26 Materials Fee

Learn to Draw People & Faces:



Grades 8 – 12

Instructor: Margaret Squires

Learn the fundamentals of portrait and figure drawing with a focus on how to draw people more accurately. Students will work from reference images, plaster art casts, clothed models, and the self-portrait as they explore anatomy, proportion, perspective, composition, and value. *A materials list will be provided on the first day of class.*

1205.52.02.25
TUESDAYS, January 14 – March 18
 4:30 pm – 6:30 pm, 10 sessions
 \$260 Members, \$300 Guests, \$33 Model Fee

Explorations in Drawing:



Grades 9 – 12

Instructor: Kim Fay

This class is an overview of what a student may find in a college art school class. We will explore a variety of drawing styles from gesture and contour to perspective while experimenting with creating texture and using these studies in a mixed media piece. *Students should bring a sketchbook and drawing tool to the first class and a materials list will be provided for the remainder of the term.* This class is for all level students, including those working on a college admissions portfolio.

1209.52.01.25
WEDNESDAYS, January 15 – March 19
 4:30 pm – 6:30 pm, 10 sessions
 \$260 Members, \$300 Guests, \$5 Materials Fee



HIGH SCHOOL

Embroidery, Embellishment, & Hand Sewing: Grades 6 – 12

Instructor: Rachel Brunhild

Students will explore embroidery techniques such as silk shading, and other embellishment and hand sewing techniques including beading and hand quilting. Students may use the projects as opportunities to embellish accessories, apparel, or to create fine art to add to a portfolio.

1206.52.05.25

TUESDAYS, January 14 – March 18

4:30 pm – 6:30 pm, 10 sessions

\$260 Members, \$300 Guests, \$27 Materials Fee

Concept Art & Visual Development: Grades 6 – 12

Instructor: Courtney Crider

Dive into the exciting world of concept art and visual development, where your imagination brings stories to life! In this class, you'll explore character design, environment design, color studies, lighting and more. Whether you're imagining a story meant for an animated film or tv show, video game, graphic novel, or picture book, this class will guide you through the creative process from idea to finished artwork. By the end of this course, you'll have a concept art portfolio showcasing your unique characters and world.

Artists can work with traditional media and / or digital art.

1221.52.12.24

TUESDAYS, January 14 – March 18

4:30 pm – 6:00 pm, 10 sessions

\$210 Members, \$250 Guests, \$20 Materials Fee



HIGH SCHOOL

Screen Printing for Teens: Grades 6 – 12

Instructor: Melissa Dettloff

Learn the basics of screen printing, and use your own designs to create multiple prints on paper and T-shirts. In this course, students will create a series of single and multi-colored prints primarily on paper, while learning the potential of screen printing as a means of artistic expression for creating editions, monoprints, and artist books / zines. Students will also have the opportunity to screen print their own T-shirt. Guided by their own interests, ideas, and images, students will investigate the printing process, exploring different methods to bring their vision to life on paper.

1215.52.01.25

WEDNESDAYS, January 15 – March 5

4:00 pm – 6:00 pm, 8 sessions

\$208 Members, \$248 Guests, \$30 Materials Fee

Ceramics w/ Wheel-Throwing: Grades 6 – 12

Instructor: Tracey Priska

Students will learn how to use the pottery wheel as a tool to make both functional and sculptural art. Projects will be designed to encourage personal expression at all skill levels. Handbuilding techniques will also be explored and integrated with the wheel projects. Students will have the chance to move at their own pace and enjoy learning this versatile tool.

1204.52.02.25

WEDNESDAYS, January 15 – March 19

4:30 pm – 6:15 pm, 10 sessions

\$260 Members, \$300 Guests, \$38 Materials Fee

left: Melissa Dettloff Printmaking class

HIGH SCHOOL

Jewelry & Metalsmithing: Grades 6 – 12

Instructor: Sarah Brazeau

Students will design and make decorative and functional metal objects. The work produced may include wearable art, jewelry, or small sculptures. Techniques explored will be lost-wax casting, riveting, and fabrication/assembly. Instructions cover the fundamentals of tool use and studio safety.

1208.52.01.25

WEDNESDAYS, January 15 – March 19

4:30 pm – 6:30 pm, 10 sessions

\$260 Members, \$300 Guests, \$40 Materials Fee

Oil Painting Techniques: Grades 10 – 12 & Adult / All Levels / not an intro class

Instructor: Joshua Rainer

Because of its bold color, smooth texture and versatile properties, oil paint is one of the most popular mediums in the Fine Art world. This class aims to equip students with the skills to paint in the genre of hyperrealism. Throughout the term, students will learn a variety of techniques including but not limited to: Color theory; color mixing; blending and glazing. By working to complete an original painting within the duration of the term, students in the class will become familiar enough with how oil paint behaves that they can confidently command the medium to create whatever they imagine.

There is a materials list for this class.

Prerequisite: *Students are required to have either taken the Intro to Oil Painting class or have general experience with oil or acrylic painting before taking this class.*

"I strive to impart the same invaluable skill to my students that the BBAC imparted to me over a decade ago." — Joshua

1112.32.10.25 All Levels (not an intro class)

THURSDAYS, January 16 – March 20

6:00 pm – 9:00 pm, 10 sessions

\$326 Members, \$366 Guests

HIGH SCHOOL

Drawing Essentials: Grades 8 – 12



Instructor: Mary Dudek

Students will learn the core drawing skills necessary to express their ideas and observations visually. Emphasis will be on developing perceptual skills and understanding the principles of drawing: gesture, composition, value, proportion, volume, and structure.

For students intending to study design or visual art in college, this is a great opportunity to develop portfolio pieces.

A materials list will be provided on the first day of class.

1205.52.01.25

SATURDAYS, January 18 – March 22

10:00 am – 12:00 pm, 10 sessions

\$260 Members, \$300 Guests, \$5 Lab/Materials Fee



HIGH SCHOOL

Character Design & Worldbuilding for Animation: Grades 6 – 12

Instructor: BBAC Faculty

In this class, students get to delve deep into storytelling by developing characters and the world they live in. We will create maps and landscapes, props and environments suitable for gaming or graphic novels. Students will explore styles, perspective, color, light, and materials to capture the mood of their story.

Students are welcome to work with traditional materials or digital using an iPad with Procreate. Many students enjoy combining the two: Tradigital! *A materials list will be provided on the first day of class.*

1221.52.01.25

SATURDAYS, January 18 – March 22

12:00 pm – 2:00 pm, 10 sessions

\$260 Members, \$300 Guests, \$5 Materials Fee

Watercolor + Acrylic Painting: Grades 9 – 12



Instructor: Lindy Shewbridge

Learn the fundamentals and design potential of acrylic and watercolor paint. Students will explore methods of composition and how to render form, space and light through observational and abstract painting methods. Weekly exercises will help students develop their own style.

1212.52.02.25

SATURDAYS, January 18 – March 22

2:00 pm – 4:00 pm, 10 sessions

\$260 Members, \$300 Guests, \$30 Materials Fee



HIGH SCHOOL

Beginner Sewing: Grades 6 – 12

Instructor: Rachel Brunhild

In this class, students will learn the basic skills needed to use a home sewing machine and how to read and use a commercial pattern. Some projects may include learning embellishment techniques such as embroidery. Final projects will include a clothing item and fashion accessories. *Students can use the art center sewing machines or bring their own to learn on. Advanced students are encouraged to bring their own machines.*

1206.52.03.25

SATURDAYS, January 18 – March 22

11:30 am – 1:30 pm, 10 sessions

\$260 Members, \$300 Guests, \$30 Materials Fee

Jewelry & Metalsmithing: Grades 6 – 12

Instructor: Sarah Brazeau

Students will design and make decorative and functional metal objects. The work produced may include wearable art, jewelry, or small sculptures. Techniques explored will be lost-wax casting, riveting, and fabrication / assemblage. Instructions cover the fundamentals of tool use and studio safety.

1208.52.05.25

SATURDAYS, February 22 and March 1, 8, 15, 22

1:00 pm – 3:00 pm, 5 sessions

\$160 Members, \$200 Guests, \$24 Materials Fee



BBAC
Middle School

"Creativity is intelligence having fun."

— Albert Einstein

MIDDLE SCHOOL

Learn to Draw People & Faces: Grades 8 – 12

PD

Instructor: Margaret Squires

Learn the fundamentals of portrait and figure drawing with a focus on how to draw people more accurately. Students will work from reference images, plaster art casts, clothed models, and the self-portrait as they explore anatomy, proportion, perspective, composition, and value.

A materials list will be provided on the first day of class.

1205.52.02.25

TUESDAYS, January 14 – March 18

4:30 pm – 6:30 pm, 10 sessions

\$260 Members, \$300 Guests, \$33 Model Fee

Embroidery, Embellishment, & Hand Sewing: Grades 6 – 12

Instructor: Rachel Brunhild

Students will explore embroidery techniques such as silk shading, and other embellishment and hand sewing techniques including beading and hand quilting. Students may use the projects as opportunities to embellish accessories, apparel, or to create fine art to add to a portfolio.

1206.52.05.25

TUESDAYS, January 14 – March 18

4:30 pm – 6:30 pm, 10 Sessions

\$260 Members, \$300 Guests, \$27 Materials Fee



MIDDLE SCHOOL

Concept Art & Visual Development: Grades 6 – 12

Instructor: Courtney Crider

Dive into the exciting world of concept art and visual development, where your imagination brings stories to life! In this class, you'll explore character design, environment design, color studies, lighting and more. Whether you're imagining a story meant for an animated film or tv show, video game, graphic novel, or picture book, this class will guide you through the creative process from idea to finished artwork. By the end of this course, you'll have a concept art portfolio showcasing your unique characters and world.

Artists can work with traditional media and / or digital art.

1221.52.12.24

TUESDAYS, January 14 – March 18

4:30 pm – 6:00 pm, 10 sessions

\$210 Members, \$250 Guests, \$20 Materials Fee

Screen Printing for Teens: Grades 6 – 12

Instructor: Melissa Dettloff

Learn the basics of screen printing and use your own designs to create multiple prints on paper and t-shirts. In this course, students will create a series of single and multi-color prints primarily on paper while learning the potential of screen printing as a means of artistic expression for creating editions, monoprints, and artist books/zines. Students will also have the opportunity to screen print their own t-shirt. Guided by their own interests, ideas, and images, students will investigate the printing process, exploring different methods to bring their vision to life on paper.

1215.52.01.25

WEDNESDAYS, January 15 – March 5

4:00 pm – 6:00 pm, 8 sessions

\$208 Members, \$248 Guests, \$30 Materials Fee

MIDDLE SCHOOL

Jewelry & Metalsmithing: Grades 6 – 12

Instructor: Sarah Brazeau

Students will design and make decorative and functional metal objects. The work produced may include wearable art, jewelry, or small sculptures. Techniques explored will be lost-wax casting, riveting, and fabrication / assemblage. Instructions cover the fundamentals of tool use and studio safety.

1208.52.01.25

WEDNESDAYS, January 15 – March 19

4:30 pm – 6:30 pm, 10 sessions

\$260 Members, \$300 Guests, \$40 Materials Fee

Ceramics w/ Wheel-Throwing: Grades 6 – 12

Instructor: Tracey Priska

Students will learn how to use the pottery wheel as a tool to make both functional and sculptural art. Projects will be designed to encourage personal expression at all skill levels. Handbuilding techniques will also be explored and integrated with the wheel projects. Students will have the chance to move at their own pace and enjoy learning this versatile tool.

1204.52.02.25

WEDNESDAYS, January 15 – March 19

4:30 pm – 6:15 pm, 10 sessions

\$260 Members, \$300 Guests, \$38 Materials Fee



MIDDLE SCHOOL

Drawing w/ Color: Grades 6 – 8

I

Instructor: Lindy Shewbridge

This class introduces drawing techniques with color theory. Students will learn to draw with confidence and express their ideas visually using graphite, colored pencil, pastel, watercolor, and ink. Projects will include working from direct observation, photo references, and the imagination.

1322.52.05.25

THURSDAYS, January 16 – March 20

4:30 pm – 6:00 pm, 10 sessions

\$210 Members, \$250 Guests, \$20 Materials Fee

Drawing Essentials: Grades 8 – 12

PD

Instructor: Mary Dudek

Students will learn the core drawing skills necessary to express their ideas and observations visually. Emphasis will be on developing perceptual skills and understanding the principles of drawing: gesture, composition, value, proportion, volume, and structure. For students intending to study design or visual art in college, this is a great opportunity to develop portfolio pieces.

A materials list will be provided on the first day of class.

1205.52.01.25

SATURDAYS, January 18 – March 22

10:00 am – 12:00 pm, 10 sessions

\$260 Members, \$300 Guests

\$5 Lab/Materials Fee

MIDDLE SCHOOL

**Drawing & Painting:
Grades 6 – 8**

Instructor: Lindy Shewbridge

This course introduces the fundamentals of drawing and painting with emphasis on value, color, composition, scale and perspective. Beginner students will develop skills and gain confidence as they explore still life, landscape, portraits and abstraction using a variety of media including graphite, charcoal, pastels, watercolor and acrylic paint. The advanced student will be challenged as the instructor provides individual direction for each skill level.

1322.52.01.25

SATURDAYS, January 18 – March 22

12:00 pm – 2:00 pm, 10 sessions

\$260 Members, \$300 Guests, \$27 Materials Fee

**Beginner Sewing:
Grades 6 – 12**

Instructor: Rachel Brunhild

In this class, students will learn the basic skills needed to use a home sewing machine and how to read and use a commercial pattern. Some projects may include learning embellishment techniques such as embroidery. Final projects will include a clothing item and fashion accessories.

Students can use the art center sewing machines or bring their own to learn on. Advanced students are encouraged to bring their own machines.

1206.52.03.25

SATURDAYS, January 18 – March 22

11:30 am – 1:30 pm, 10 sessions

\$260 Members, \$300 Guests, \$30 Materials Fee

MIDDLE SCHOOL

**Character Design & Worldbuilding
for Animation: Grades 6 – 12**

Instructor: BBAC Faculty

In this class, students get to delve deep into storytelling by developing characters and the world they live in. We will create maps and landscapes, props and environments suitable for gaming or graphic novels. Students will explore styles, perspective, color, light, and materials to capture the mood of their story.

Students are welcome to work with traditional materials or digital using an iPad with Procreate.

Many students enjoy combining the two — Tradigital!

A materials list will be provided on the first day of class.

1221.52.01.25

SATURDAYS, January 18 – March 22

12:00 pm – 2:00 pm, 10 sessions

\$260 Members, \$300 Guests, \$5 Materials Fee



MIDDLE SCHOOL

**Jewelry & Metalsmithing:
Grades 6 – 12**

Instructor: Sarah Brazeau

Students will design and make decorative and functional metal objects. The work produced may include wearable art, jewelry, or small sculptures. Techniques explored will be lost-wax casting, riveting and fabrication / assemblage. Instructions cover the fundamentals of tool use and studio safety.

1208.52.05.25

SATURDAYS, February 22 and March 1, 8, 15, 22

1:00 pm – 3:00 pm, 5 sessions

\$160 Members, \$200 Guests, \$24 Materials Fee

Art + Architecture: Grades 6 – 8

Instructor: Tracey Priska

Design your own dream space!

Explore built environments and the tools and strategies used by architects to create them. Students in this course will learn the basic principles of architecture through drawing and 3D model making. Weekly lessons are designed to foster creative thinking, develop drawing skills and introduce architectural concepts of space, form, and function.

1303.52.04.25

SATURDAYS, January 18 – March 22

2:00 pm – 3:30 pm, 10 sessions

\$210 Members, \$250 Guests, \$20 Materials Fee





BBAC Elementary School

Classes

Elementary School Classes

Developing Creativity & Confidence

GRADES 1 & 2

Art Sampler: Grades 1 & 2

Instructor: Lindy Shewbridge

This sampler class introduces students to a variety of media. A different weekly project allows the young artist to explore the basics of art making through drawing, painting, sculpture, mixed media, printmaking and more.

1405.52.10.25

MONDAYS, January 13 – March 17

No Class January 20

4:30 pm – 5:30 pm, 9 sessions

\$144 Members, \$184 Guests, \$12 Materials Fee

Clay for Kids: Grades 1 & 2

Instructor: Annie Lukowski

Clay is a wonderful tactile medium for creative exploration and learning about shape and form. Weekly lessons teach a variety of handbuilding techniques for making animals, imaginary creatures, sculptures, functional objects and more. Students will also explore other mixed media materials for creating sculpture and embellishing ceramic art.

1404.52.04.25

TUESDAYS, January 14 – March 18

4:30 pm – 6:00 pm, 10 sessions

\$210 Members, \$250 Guests, \$25 Materials Fee

GRADES 1 & 2

Drawing & Painting: Grades 1 & 2

Instructor: Annie Lukowski

Students will develop their drawing and painting skills as they explore watercolor, tempera, acrylic, graphite, pastels and colored pencil. This class encourages creative expression and can be repeated as each term introduces new concepts and lessons to spark the imagination.

1421.52.03.25

WEDNESDAYS, January 15 – March 19

4:30 pm – 6:00 pm, 10 sessions

\$210 Members, \$250 Guests, \$20 Materials Fee

Art Exploration: Grades 1 & 2

Instructors: Annie Lukowski & Tracey Priska

This class is a fun introduction to the wonderful world of art for the naturally curious and creative young artist. Weekly classes allow children to experience the styles and techniques used by artists, learn art vocabulary and develop art making skills through discussion and hands-on activities with a variety of media for drawing, painting, printmaking, sculpture, ceramics, fibers and more! This class can be repeated as each term provides new and challenging lessons for skill development and creative exploration.

1409.52.11.25 w/ Instructor Annie Lukowski

THURSDAYS, January 16 – March 20

4:30 pm – 6:00 pm, 10 sessions

\$210 Members, \$250 Guests, \$20 Materials Fee

1409.52.12.25 w/ Instructor Tracey Priska

SATURDAYS, January 18 – March 22

10:00 am – 11:30 am, 10 sessions

\$210 Members, \$250 Guests, \$20 Materials Fee



GRADES 3 – 5

**Youth Ceramics:
Grades 3 – 5**

Instructor: Tracey Priska

Students will explore handbuilding methods in ceramics that include: coil, pinch pot, slab, and sculpting techniques. The class will work on various projects that will build skills while leaving room for personal exploration and discovery.

1404.52.05.25

MONDAYS, January 13 – March 17

No Class January 20

4:30 pm – 6:00 pm, 9 sessions

\$189 Members, \$229 Guests, \$28 Materials Fee



GRADES 3 – 5

Mixed Media Art: Grades 3 – 5

Instructor: Lindy Shewbridge

This class is for students who like to experiment with a variety of traditional and non-traditional materials to make two and three-dimensional works of art. Students will explore different artists and forms of artistic expression as inspiration for drawing, painting, printmaking, collage, sculpture, and fiber projects.

1409.52.13.25

TUESDAYS, January 14 – March 18

4:30 pm – 6:00 pm, 10 sessions

\$210 Members, \$250 Guests, \$20 Materials Fee

Drawing & Painting: Grades 3 – 5

Instructor: Lindy Shewbridge

This class focuses on learning the fundamentals of drawing and painting. Students will learn to render objects from life and the imagination. Each class encourages creativity and experimentation as students develop confidence working with a variety of drawing and painting media which may include: graphite, charcoal, pastel, watercolor, tempera, and acrylic.

1421.52.04.25

WEDNESDAYS, January 15 – March 19

4:30 pm – 6:00 pm, 10 sessions

\$210 Members, \$250 Guests, \$20 Materials Fee



GRADES 3 – 5

**Fashion Design & Accessories:
Grades 3 – 5**

Instructor: Rachel Brunhild

Explore the process of fashion design from illustrating an idea to creating an original product. Create your own fashion accessories while developing useful skills along the way. You will learn the processes of hand sewing, dyeing and surface embellishment techniques to create one-of-a-kind accessories!

1406.52.01.25

THURSDAYS, January 16 – March 20

4:30 pm – 6:00 pm, 10 sessions

\$210 Members, \$250 Guests, \$20 Materials Fee



GRADES 3 – 5

**Drawing & Painting:
Grades 3 – 5**

Instructor: Lindy Shewbridge

This class focuses on learning the fundamentals of drawing and painting. Students will learn to render objects from life and the imagination. Each class encourages creativity and experimentation as students develop confidence working with a variety of drawing and painting media which may include: graphite, charcoal, pastel, watercolor, tempera, and acrylic.


1421.52.05.25

SATURDAYS, January 18 – March 22

10:00 am – 11:30 pm, 10 sessions

\$210 Members, \$250 Guests, \$20 Materials Fee





BBAC

Pre&K + Family Time

Classes & Workshops

Early Childhood & Family Programs

Discover, Explore, Create, Learn...

PRESCHOOL & KINDERGARTEN

Art Discovery: Preschool / Kindergarten

Ages 4 & up

Instructor: Annie Lukowski & BBAC Faculty

BBAC Art Discovery is a preschool & kindergarten program designed to foster creativity and self-expression.

The young artists are encouraged to explore their world through hands-on art activities that focus on developing cognitive, social and multi-sensory skills. Weekly classes include exploration of new materials and processes in drawing, painting, printmaking, ceramics, sculpture, and mixed media. This class may be repeated as new projects are introduced each term to spark the imagination, challenge all skill levels and make learning fun!

1522.52.01.25 w/ Instructor Annie Lukowski

MONDAYS, January 13 – March 17

No Class January 20

4:30 pm – 5:30 pm, 9 sessions

\$144 Members, \$184 Guests, \$12 Materials Fee

1522.52.02.25 w/ BBAC Faculty

SATURDAYS, January 18 – March 22

10:00 am – 11:00 am, 10 sessions

\$160 Members, \$200 Guests, \$14 Materials Fee

Spring & Summer Art Camps 2025

Information will be posted
on the BBAC website by January 6, 2025
@ BBArtCenter.org

Spring and summer camp registration
begins January 13, 2025.

Spring Camps & Workshops for All Ages:

March 24 – March 28

Summer Camps & Workshops:

P & K to High School: June 16 – August 22

FAMILY PROGRAMS

Adult & Tots Create Together!

FS

Ages 3 & 4

Instructor: Courtney Crider

Adults & tots will explore a variety of art materials and techniques to create art together! Your budding artist will have loads of fun discovering art through collage, paint, printmaking, clay, and 3D construction.

1622.52.01.25

MONDAYS, January 13 – March 17

No Class January 20

4:45 pm – 5:30 pm, 9 sessions

\$144 Members, \$184 Guests, \$12 Materials Fee

Fees include one adult and one child.

Adult & Child: Wheel-Throwing

FS

Grades 3 – 8

Instructor: Tracey Priska

In this class, adult-child pairs will be introduced to the pottery wheel, learn techniques to center, open and pull the clay to form both functional and sculptural pieces. Glazing and decorative techniques will also be covered to finish pieces with fun vibrant surfaces.

Each participant works at their own wheel.

Weekly classes must be attended by the same adult / child pairs.

1604.52.01.25

SATURDAYS, January 18 – March 22

12:00 pm – 1:30 pm, 10 sessions

\$330 Members, \$370 Guests, \$75 Materials Fee

Fees include one adult and one child.

Create a Class!

Small group art experiences can be developed upon request. A minimum of five students is required to design a class for any youth/ teen groups including adult/ tot duos, scouts, or homeschooled students.

For more information, contact Susan Owens:

SusanOwens@BBArtCenter.org

or call, 248.644.086 Ext 128

BBAC Policies Winter 2025

BBAC Business Hours*

Monday–Thursday: 9:00 am – 5:00 pm
Friday: 9:00 am – 4:00 pm

Registration/ Membership Discount

There are **two ways** to register at the BBAC:

- **Register online 24 hours a day at:**
www.BBArtCenter.org
- **Phone in to register during BBAC business hours:** 248.644.0866

Costs for Classes & Workshops

- **BBAC Tuition Fees (reduced if a current member)**
- **Facility Fee of \$10 per-term, per-student**
- **Materials Fee, and/or Model Fee if applicable**

Did you know that if you become a member you receive an instant \$40 on each class tuition and register early? See next page for details.

Bad Weather & Emergency Closings

Due to inclement weather or an emergency, the BBAC will announce the cancellation of classes on its phone system recording at 248.644.0866 (if the power is on), and website homepage @ BBArtCenter.org. BBAC DOES NOT always follow Birmingham school closing policy.

Class sessions cancelled for inclement weather or emergencies by the BBAC will be rescheduled whenever possible.

Open Studios will not be rescheduled.

Promotional Photography

Birmingham Bloomfield Art Center reserves the right to photograph activities, artwork and/or social events held on the BBAC Campus and at offsite locations. BBAC students, members, guests, and works of art from the studios or exhibition areas, can all be subjects of interest.

Images may be used for BBAC's educational and promotional purposes, unless otherwise notified in advance by any student, patron, or visitor.

Class Changes

The BBAC reserves the right to withdraw or change classes, instructors or schedules; to revise tuition and fee structures; and to amend its policies as necessary for the smooth and efficient operation of the organization.

Refund Policies: for Cancellations & Withdrawals

Cancellations of Classes & Workshops:

All class, workshop, and camp fees are refunded if canceled by the BBAC. There are no refunds for classes, workshops or camps missed by a student.

To Receive a Full Refund less \$25 processing fee:

A Student can withdraw from a class or regular workshop by phone, email, or walk-in — **SIX OR MORE *BBAC Business Days BEFORE the start date.**

To Receive a 50% Refund less \$25 processing fee:

A Student can withdraw from a class or regular workshop by phone, email, or walk-in— **FROM 1–5 *BBAC Business Days BEFORE the start date.** No Refunds ON OR AFTER the first day of a class or regular workshop.

To Receive a Refund on a Visiting Artist Workshop less \$25 processing fee:

A Student can withdraw from a Visiting Artist Workshop by phone, email, or walk-in— **UP TO 15 *BBAC Business Days BEFORE the start date.**

No refunds will be given after that.

There are no refunds on BBAC memberships, as they are a tax deductible donation to the BBAC.

*BBAC Business Days / Hours:

Monday–Thursday: 9:00 am – 5:00 pm

Friday: 9:00 am – 4:00 pm

As with phone calls or walk-ins, emails concerning refunds will only be handled during BBAC Business Hours regardless of when they were sent.

Class Transfers

During the first week of classes, a student may transfer to another class offered during that term. There will be no transfer fee applied at this time. Only one transfer is allowed without incurring a transfer fee. After the first week, or during the second transfer, a \$25 transfer fee will be assessed. If applicable, all additional fees of the new course must be paid at the time of the transfer. There are no refunds or credits on transfers the day a class starts, or thereafter.

Students can only attend the class they signed up for.

Membership & Support @ the BBAC

In addition to receiving benefits, BBAC members provide their support to sustaining great visual arts programming and the organization that houses it.

Basic Membership: \$50 Individual/\$75 Household (family members residing at same address)

Benefits include:

- Early Member Registration and Tuition Discounts

Contributing Membership: \$100 Community / \$250 Fellow / \$500 Supporting Fellow

Benefits include those listed above plus:

- EARLY BIRD REGISTRATION
- 8 complimentary passes to Sundays @ the Center — (a \$40 value)
- 10% discount on all exhibition & Gallery Shop purchases (not applicable to Holiday Shop)

First Century Circle Membership: Starts at \$1,000

Benefits include all the above plus:

- Special donor events

All BBAC Memberships

- **at \$75+ are valid for family members residing at the same address**
- **are 100% tax deductible**

Membership Contact Info

For more information on becoming a member, visit BBArtCenter.org and click “Membership” or contact us @ 248.644.0866.

PARTICIPATE in classes, workshops, or access programs

CONTRIBUTE to the Scholarship Fund

VISIT BBAC exhibitions

SHOP the BBAC Holiday Shop / Gallery Shop

CREATE a tribute for a special occasion or person

SPONSOR Shop & Champagne

SUPPORT with a donation

BUY TICKETS to Shop & Champagne

BRING a friend to the BBAC

The BBAC is a 501(c)3 tax-exempt organization. Your financial support is deductible as allowed by law.

To make a donation, phone 248.644.0866 or stop by the office.

To explore further options, please contact: **Annie VanGelderren**, President & CEO
@ 248.644.0866 Ext. 108 — AnnieVanGelderren@BBArtCenter.org

ArtAccess @ the BBAC = NO BOUNDARIES!

The Sky's the Limit...

The BBAC invites all people to explore art — in their own time & in their own way — with many paths to take...including some alternative & different approaches.



For more information, visit: BBArtCenter.org or phone 248.644.0866

ArtBridge

This program is designed to benefit talented, motivated high school art students who come from underserved schools. Intensive art instruction and mentoring are provided in preparation for college entry. A typical teen spends one to three years at the BBAC, completing core curriculum and elective art classes, interning with an artist or instructor, and completing a digital portfolio for college applications.

ArtBridge is free for participants, who are recommended by their teachers or principals. While there is intermittent support from foundations, the BBAC remains committed to maintaining this important program with or without outside funding.

ArtBridge in Detroit

Since 2016, the BBAC has been providing a weekly art curriculum including an instructor and materials plus an after-school program to a Detroit middle school — all at no charge to the school or students. For six years prior to our arrival, the school had no art programming. We continue our outreach with a new partnership with Detroit Public Schools.

ArtBridge in Detroit is supported by:

Harriet Siden





The Art of Caregiving®

The needs of caregivers — whether professional or family members — are often overlooked.

Our program — **FREE OF CHARGE** — is designed to provide an outlet with creative relief from the daily routine. Sessions include networking, informal discussion, and different art projects. No experience is required.

We send participants home with a kit containing supplies and materials reflecting that day's art session. Caregivers can choose to share this with the person they care for or use it themselves.

Meet Me @ the BBAC

Art-looking and art-making experiences for individuals with early and mid-stage Alzheimer's or dementia are offered for groups from human service agencies throughout the region as well as individuals still living at home.

In a typical session, we spend about a half-hour looking at and talking about artwork in a current BBAC exhibit, then everyone moves to the art studio to create their own artwork based on what we've just seen. Each person leaves with their completed project.

Studio 1®

The BBAC, in partnership with human service agencies, provides art instruction for groups of individuals with a range of cognitive, physical, and/or emotional challenges.

Partners have included FAR, Oakland County Children's Village, Angel's Place, and Friendship Club.

Studio 1®, which began in 2008 when our vision of "art for all" was just emerging, remains a driving force behind our ArtAccess offerings.





Planet Lori Art Camp

Lori Haber Buckfire passed away from ovarian cancer at the age of 41. She was an artist, and passionate about children and helping others fighting the battle against cancer.

Each summer, for one week, the BBAC hosts Planet Lori Art Camp for 50+ children who had, or have a parent or close relative with cancer.

The camp is financially supported by the Lori Haber Buckfire Foundation so there is no charge for the campers.



For more information, visit: BBArtCenter.org or phone 248.644.0866



ACCESS =

A means of approaching or entering a place; the right or opportunity to use or benefit from something.

ArtAccess @ the BBAC is an essential component of meeting our mission to provide high quality, relevant services to the community and region, regardless of geographic, physical, cognitive or emotional "boundaries"...

- Individuals with mental and/or physical challenges.
- Young, talented students from underserved communities.
- Older adults with dementia.
- Those who care for the elderly (caregivers).
- Busy people who benefit from an "art break".

Everyone is welcome.

The BBAC's vision statement is "art for all" and we have been celebrating that since 1957.

BBAC ArtAccess funded, in part, by:
DeRoy Testatamary Foundation
Harold & Ruth Garber Family Foundations



MICHIGAN
ARTS &
CULTURE
COUNCIL

THE
KRESGE
FOUNDATION



Fred A. and Barbara M.
Erb Family Foundation



PNC
FOUNDATION

Community Foundation
FOR SOUTHEAST MICHIGAN

Drop-in Workshops

Sundays @ the Center & Seniors @ the Center

are monthly workshops designed as convenient, inexpensive opportunities to be creative and learn something new. Different, authentic art projects are presented each month with all materials provided.

Please visit BBArtCenter.org for updates about these programs.

Sundays @ the Center Funded in part by:



BBAC Donors — Thanks to All!

The Birmingham Bloomfield Art Center is grateful for these individuals and organizations for their support of BBAC educational and access programming, and the facility in which it all takes place. These donor listings reflect contributions made September 1, 2023 – September 30, 2024.

\$10,000 & above

Bank of Ann Arbor / Birmingham
 City of Birmingham
 Community Foundation
 for Southeast Michigan
 Deroy Testamentary Foundation
 The Kresge Foundation
 Michigan Arts & Cultural Council
 Andrea & Ely Tama
 Annie & Glenn VanGeldereren
 Lynn Verbelun
 Woll & Woll / Jessica Woll

\$5,000 - \$9,999

Mr. & Mrs. Richard Alonzo
 Patty & Ken Eisenbraun
 Joe & Pam Kay
 Kresge Foundation
 Matching Gifts Program
 Aurelia & Alvin Michaels
 Records Deposition Services, Inc. /
 Larry Verbelun
 Vasu Tolia
 Helen & Mike Vlastic

\$2,500 - \$4,999

Lois Debacker
 Mary & Larry Epstein
 Michael Fleischer
 Michael Assarian Foundation
 Maggie Greene
 Susan Hartunian
 Michelle Goff & Kevin Kruszewski
 Myron & Joyce Laban
 Anthony Macioce
 Mi Bank
 Joshua & Lisa Sherbin
 Carlene VanVoorhies

left: Instructor Sue O'Connor, *Rocket 54*, ceramic



BBAC Donors — Thanks to All!

\$1,000 - \$2,499

Adachi
 Judith & Joel Adelman
 Audi Birmingham / Ali Haji-Sheikh
 Art Leaders Gallery
 Beverly Hills Grill
 Bill's
 Birmingham Society of Women Painters
 Bobcat Bonnie's
 Brooklyn Pizza
 Community Unity Bank
 Dykema / Dana White
 The Elwood & Carol Simon
 Family Foundation
 FMD, CPAs & Strategic Advisors /
 Brianna McNamara
 Kathleen Fieger
 Dale & Bruce Frankel
 The French Lady
 The Harold & Ruth Garber
 Family Foundation
 Carolyn Hall
 Hazel's
 Doreen Hermelin
 Law Offices of Barry L. Howard, P.C. /
 Barry & Cindy Howard
 Japan Business Society of Detroit
 Foundation
 Narendra Lalwani
 Michael Lewandowski
 Amy Loepp

Ron Lorfel
 McDonald Hopkins, PLC /
 James Boutrous
 John Miller
 Arlene & Rick Oppenheim
 O'Brien's Crabhouse
 Oswald Companies
 Donald Petersen
 Pam Stoler Real Estate Team
 Betsy Reich
 Alan & Rebecca Ross
 Rugby Grille
 Bluma Schechter
 Beth Stobbs
 Danielle Susser
 Templeton Building Company /
 Ben Templeton
 Union Joints
 Lulu Zheng



left: Jacob Vinson, *Post-Brick IV*,
 stoneware, glaze, cone 6 oxidation

BBAC Donors — Thanks to All!

\$500 - \$999

Bonnie Anderson
Susie & Jack Baker
Arthur Berlin
Birmingham Bloomfield Chamber
of Commerce
Richard Blumenstein
Elaine & Joe Borruso
Hope & Jason Brown
Barbara Carson-Mchale
Eva Chinsky
Robert & Susie Citrin
Steve Clarke
Wendy Dewindt
Sidney Goldstein
Jane Imerman
Andrea Laker
Maria Marcotte
Allan Nachman
Chris Parfitt
James & Nancy Seavitt
Sharon Sucher
Beth Szott
Sharon Toms
Maryanne Torner
Dick & Cynthia Wazny
Phil & Fran Wolok

right: Instructor Donald Cronkhite,
Ten Thousand Branches, oil, detail




BBAC Donors — Thanks to All!

\$250 - \$499

Danielle & Norm Bodine
Janis Boehman
Annie & Rob Cohen
Susan Lundal & Don Crawford
Stephen Danowski
Gary & Barbara Eisenberg
Lisa & Frank Ellias
Elaine Epstein
Joann Falk
Howard & Susan Friedlaender
Arlene Gorelick
Linda Hatfield
Clark Heath
Neal & Sarah Krasnick
Jane Linn & David Kubicek
Galina Livit

Carol Lombardi
Leslie & John Lynch
Barbara Maxson
Cynthia Mills & Kevin Good
Julie Morganroth
Ann Nastle
Alan & Sheila Ray
Jacqueline Remer
Marjory Santacreu
Karen Shiener
Audrey & Jack Sobel
Claudia & Doug Stroud
Marcy Sznewajs
Ronald Walton
Cynthia Wayne
Tom Wilkinson

right: Instructor Sheri Lee Robinson, *Untitled*, mixed media



BBAC Donors — Thanks to All!

\$100 - \$249

Marcie Aderly
Dayna Barrett
Andrea Bartl
Larry Beale
Judy Berman
Beverly Booth
Jan Brown
Diane Cairns
Kathy Connolly
Rebecca Corrin
Debra & Martin Darvick
Bill Dillon
Elissa Dishell
Chizuko Donovan
Jan Dunn
Bob & Chris Erlandson
Tom Evans
Gregorio Evanzia
Sherry Foster
Nancy Gordon
Karen Heiwig
Patricia Hochthanner
Patricia Holsey
Laura Host
Sara Katzman
Kim Keener
Urmilla Khilanani
Jon & Pam Kottler
Susan Landis
Rosemary Lee
Melvy Lewis
Alice Lezotte
Andrea Liberman
Brian & Shelly Marks
Valerie McCammon
Elaine McLain
Leigh & Matthew Mills
Jerome Mills
Judy Mindell
Donna Mitts
Ron Moffitt

Patricia Murphy
Marilyn & Phil Musick
Susan O'Connor
Kristine & Mark Olson
Susan Owens
Corinne Pemberton
Vickie Pochron
Niloofar Said
Jason Schmier
Mary Schneider
Joan Schwartz
Ronel & Christine Scott
Marilyn Shalibo
Harriet Siden
Susanne Spiegel
Karol Sprague
Liz Taliaferro
Jodi Tobin
Mark Webberly
Jennifer Wroldsen
Peggy Yazejian



above: Instructor Marat Paransky, *Incendiary*, mixed media

BBAC Tributes

These listings reflect contributions made September 1, 2023–September 30, 2024.
Tribute donations can be made online @ BBArtCenter.org; by phone @ 248.644.0866;
or at the front office.

In Memory of:

Rosita Acosta

by Elissa Dishell

Robert Budman

by Marcie Aderly; Dayna Barrett; Suzi Gendelman;
Marcy Heller-Fisher; Toni Kasander; Debbie Markzon;
Jason Schmier; Gale Shafkind; Charles Shepherd;
Nancy Swartz; Deborah Weiss; The Weinberger,
Simpson & Herman Families; Wabeek Hollow
Association Board of Directors

Janet Lee Clarke

by Matthew Clarke; Steve Clarke

Carole DeVore

by Judy Berman; Kathy Connolly; Susan O'Connor;
Marjory Santacreu; Jennifer Wroldsen

Carl Fischer

by Shelly & Brian Marks

Richard Leland

by Susan Serwer

Beth Martinez

by Susanne Spiegel

Charles McGee

by Birmingham Society of Women Painters; Cynthia
Mills & Kevin Good; Annie & Glenn VanGelderer

Sally Robinson

by Patricia Murphy; Annie & Glenn VanGelderer



Christine Mary Scott

by Preston Scott

Charles H. Torner

by Nancy Clynes; Maryanne Torner

Gale Walton

by Rosemary Bunea; Bill Dillon; John Miller;
Ronald Walton

Altha Wargelin

by Aurelia & Alvin Michaels

In Honor of:

Mary Epstein's birthday

by Elaine Epstein & Family

Leslie Masters

by Joanne Bellet; Elaine & Joe Borruso;
Charles & Rita Gelman; Aurelia & Alvin Michaels;
Carlene VanVoorhies

Jerald Melberg Gallery & its 40th anniversary

by Arlene & Rick Oppenheim

Donald Petersen

by Kim Keener

Andrea & Ely Tama & their 50th anniversary

by Barry & Cindy Howard; Caren & Ken Manko



above: Anthony Marsalese, *Discussion*, ceramic

BBAC Scholarships

In partnership with generous supporters, the BBAC offers scholarships that reflect the BBAC's vision of "art for all." These listings reflect contributions made September 1, 2023-September 30, 2024. Scholarship donations can be made online @ BBArtCenter.org; by phone @ 248.644.0866; or at the BBAC office. Scholarships are awarded based on financial need. The application can be found at BBArtCenter.org.

Jeannie Anderson Scholarship

Jeannie Anderson was a BBAC student many years ago. Shown below is a sculpture she made with her daughter as a model. The lovely little statue graces our hill on the north side of the building. Jeannie believed that everyone deserved art experiences; and with this scholarship her family will help make that possible for years to come. This scholarship is funded by Family & Friends of Jeannie Anderson.



above: Bronze Sculpture by Jeannie Anderson



General Scholarship Fund

Our General Scholarship Fund is for children and adults based on financial need and available funds.

Ricki Berlin Scholarship

Since 2001, this scholarship has impacted the lives of so many. We are forever grateful to the Berlin Family and those who support the ongoing value of this scholarship. Arthur Berlin & Sue Ellen Simon; Jay & Meredith Berlin; Susane S. Gold; Kenneth Lifton; Marjorie Mellen; Francine & Joel Piell; The Elwood & Carol Simon Family Foundation; Donna Sternfeld; Sharon & Ernie Turken; Harriet Wilner



above: Ricki Berlin, *Untitled*, mixed media, detail

Sarojini Doshi Scholarship

Sarojini Doshi scholarship endowed by Drs. Vasu and Kirit Tolia in honor of her mother, whose beautiful color pencil drawings have been inspirational for Vasu. This fund dedicated to scholarship for senior women will help candidates grow in their art career.



above: Sarojini Doshi

Randi Cara Garfield Scholarship

Natalie Blum; Michele Dragisty; Jon & Pam Kottler



above: Randi Cara Garfield

Joshua Marks Art Scholarship

Joshua Marks loved art as a way to visually convey his thoughts, feelings and emotions. He found great joy in sketching favorite subjects for those whose life he touched and encouraged others to "think outside the box" in order to get in touch with their creative side. Marcie Aderly; Dayna Barrett; Suzi Gendelman; Marcy Heller-Fisher; Toni Kasander; Brian & Shelly Marks; Debbie Markzon; Nancie Rakotz; Jason Schmier; Linda & Bobby Schmier & Family; Gale Shafkind; Charles Shepherd; Nancy Swartz; Deborah Weiss; The Weinberger, Simpson & Herman Families



above: Joshua Marks

Connie McEwan Scholarship

Ian McEwan



above: Connie McEwan

Charles McGee Scholarship

In honor of the many years that the BBAC was fortunate to have his presence in the studios encouraging the numerous students he taught, guided and mentored, there has been a scholarship fund established to celebrate Charles McGee. Contributions to this fund will create opportunities for adults to explore the visual arts that he was so instrumental in. Birmingham Society of Women Painters; Cynthia Mills & Kevin Good; Annie & Glenn VanGeldereren



above: Charles McGee, photo by Jack Butler

Charles H. Torner Scholarship

Vincent & Marilyn Bandurski; Wendy & Mark Campana; Nancy Clynes; Bob & Chris Erlandson; Betty A. Gonko; Natalie Leavy Foundation; Lindsay Leukert; Leslie L. Masters; Anthony & Karen May; Sheila Rozman; Nancy Stern/Allston Trading; Maryanne Torner; Annie & Glenn VanGeldereren; Wyderka-Lee Family

Fine Art of Summer

Thank you to our hosts along with those who purchased tickets & our event sponsors!

PRESENTING SPONSOR



PREMIERE SPONSORS



Larry Verbelun & Lynn Verbelun

SIGNATURE SPONSORS



- Patty & Ken Eisenbraun
- Michelle Goff & Kevin Kruszewski
- Maggie Greene
- Susan & John Hartunian
- Joshua & Lisa Sherbin

VALET SPONSORS



Aurelia & Alvin Michaels, MD

EXECUTIVE SPONSORS

- Judith & Joel Adelman
- Audi Birmingham
- CUB - Community Unity Bank
- Lois DeBacker
- Lawrence & Mary Epstein
- Downtown Publications -David & Suzette Hohendorf
- Dr. Myron & Joyce LaBan
- FMD, CPAs & Strategic Advisors - Brianna J. McNamara
- Anthony Macioce
- Doeren Mayhew
- Arlene & Rick Oppenheim
- Oswald Companies - Cathy Kosin
- Betsy Reich & Tom Kuslits
- Alan & Rebecca Ross
- Bluma Schechter
- Danielle Susser
- Andrea & Ely Tama
- Annie & Glenn VanGelderen
- Carlene & Rob VanVoorhies
- Lulu Zheng & Dr. Ping Zhang

SAVE THE DATES

Shop & Champagne

Wed, Dec 4 - 6:30-9pm

Holiday Shop

Dec 5 - Dec 20

Mon-Sat 10am-6pm & Sun 12-4pm

BIRMINGHAM BLOOMFIELD
ArtCenter

RENT the BBAC



A Unique Venue For Your Most Memorable Event

CELEBRATIONS | FUNDRAISERS | TEAM-BUILDING ACTIVITIES

For more information, contact:

Annie VanGelderens 248.644.0866 Ext.108—AnnieVanGelderens@BBArtCenter.org



above: James Kaye

2025 WINTER EXHIBITIONS @ THE BBAC

ROBINSON GALLERY • KANTGIAS / DE SALLE GALLERY
DR. MYRON & JOYCE LABAN COMMONS GALLERY • RAMP GALLERY

JANUARY 31 — MARCH 13

BBAC: Student Current Works — All Galleries

MARCH 21 — MAY 1

James Kaye • Jackson Wrede • Lisa Grizaniuk • Students of Anatoliy Shapiro

JUNE 20 — AUGUST 15

Michigan Fine Arts Competition — All Galleries

EXHIBITIONS SPONSORED BY BANK OF ANN ARBOR / BIRMINGHAM



WINTER GALLERY HOURS

Monday – Thursday, 10 am – 5 pm • Friday & Saturday, 10 am – 4 pm

BBARTCENTER.ORG / EXHIBITIONS

EXHIBITION QUESTIONS? contact: Exhibitions@BBArtCenter.org



1516 South Cranbrook Road
 Birmingham, Michigan 48009
 248.644.0866
 BBArtCenter.org

OFFICE HOURS:
 9 am – 5 pm Monday–Thursday
 9 am – 4 pm Friday

GALLERY HOURS:
 10 am – 5 pm Monday–Thursday
 10 am – 4 pm Friday & Saturday

**NON PROFIT
 ORGANIZATION
 US POSTAGE PAID
 BIRMINGHAM MI
 PERMIT NO 118**



Winter 2025

ADULT, YOUTH & TEEN CLASSES & WORKSHOPS: JANUARY 13 – MARCH 22

BBAC WILL BE CLOSED FOR MARTIN LUTHER KING DAY: MONDAY, JANUARY 20

CONTRIBUTING MEMBERS REGISTRATION (\$100+ Level): Register *by phone ONLY**
 Thursday & Friday, November 14 & 15 from 9 am – 4 pm

BASIC MEMBERS REGISTRATION (\$50–\$75+ Level): Register online and by phone*
 Begins Monday, November 18 @ 9 am

OPEN/GUEST REGISTRATION: Register online and by phone*
 Begins Monday, November 25 @ 9 am

*ONLINE registration: BBArtCenter.org / *PHONE registration: 248.644.0866

Funding for BBAC programming is generously provided in part by:



THE KRESGE FOUNDATION



Community Foundation

FOR SOUTHEAST MICHIGAN

DeRoy Testamentary Foundation

Special thanks to Andrea & Ely Tama; and Tama, Budaj & Raab, PC, Certified Public Accountants

The Birmingham Bloomfield Art Center is a tax-exempt regional art center, focused on connecting people of all ages and abilities with visual arts education, exhibitions & other creative experiences.