

BOOK ART

Book Art: Monoprint Journal

Instructor: Laura Beyer

Participants will learn monoprinting techniques that can be used to create images without a press. These printed pages will be used to bind a one-of-a-kind book. Bring 2D items such as leaves, buttons, textured fabric and plastic wrap to the first class.

2112.54.01.17 All Levels

Thursday & Friday, July 6 & 7

1:00 pm – 4:00 pm, 2 sessions

\$66 Members, \$106 Guests, \$10 Materials Fee



above: Laura Beyer, *Book Art*

CALLIGRAPHY

**Ink:
Modern Calligraphy
w/ Pointed Pen****Instructor:** Barbara Holmer

Modern calligraphy offers a looser approach to writing calligraphy with a pointed pen and yet still adds a special touch to your cards, envelopes, and more. Learn about the basic supplies and methods for writing with a dip pen; then try your hand at modern calligraphy! Materials are provided, however, you are welcome to bring pen holders and nibs that you already have. (Bring a lunch.)

2103.54.01.17 Level 1+

Saturday, July 8

10:30 am – 3:30 pm, 1 session

\$75 Members, \$115 Guests, \$10 Materials Fee

**Ink & Paint:
Colorful Calligraphy
w/ Pointed Pen****Instructor:** Barbara Holmer

Bring color into your calligraphy projects! This class will focus on using different inks and paints to create colorful letters and flourishes with the pointed pen. Students will also learn about marking and layout techniques for designs on colored paper. Materials are provided for the class. (Bring a lunch.)

2103.54.02.17 Level 1+

Saturday, August 19

10:30 am – 3:30 pm, 1 session

\$75 Members, \$115 Guests, \$10 Materials Fee

above: Instructor Barbara Holmer, *Modern w/ Flourish*, detail

CERAMIC ARTS

**Ceramics:
Independent Studio Class**

YOU MUST be a BBAC Member and working at an intermediate level or above to enroll in this Independent Studio.

Chill out this summer in the BBAC Ceramic Arts Studio and work on your own art, at your own pace. There is no instructor for this studio class. If you are not sure you are working at a Level 2, please contact:
Laura Ryan — LauraRyan@BBArtCenter.org, to determine if this independent studio is a good fit for you.

1104.34.01.17 Level 2+

Tuesdays, June 27 – August 22

No Class July 4

4:00 pm – 7:00 pm, 8 sessions

\$165 Members Only, \$40 Materials Fee

1104.34.02.17 Level 2+

Thursdays, June 29 – August 24

4:00 pm – 7:00 pm, 9 sessions

\$186 Members Only, \$45 Materials Fee



above: Ceramics Studio, photo by Mary Schneider

below: Instructor Sue O'Connor



CERAMIC ARTS

Ceramics Department Policies

Ceramic classes, independent studios or open studios are not intended to take the place of a production studio and are intended to further the education experience. Only work made at BBAC using clay from BBAC, can be glazed and fired at BBAC.

Purchasing Clay at the BBAC

One 25 lb. bag of clay is included with your summer Independent Studio Class.

BBAC offers the service of purchasing additional clay (*one bag at a time*) and can be purchased at the beginning of Independent Studio time between 4:00 pm – 4:30 pm.

Limit is three, 25 lb. bags per term.

Each 25 lb. bag of Wheat Stone is \$14.

Each 25 lb. bag of Porcelain is \$17.



above: Shelley Goldsmith, *Tall Vessel*, stoneware



DRAWING

Drawing Boot Camp: Intensive Drawing



5-Day Workshop

Instructor: Armin Mersmann

Join renowned artist, Armin Mersmann, and immerse yourself into a week-long study of drawing and the art of observation. We all see the world around us, but do we really look, take in the forms, shapes and structures as an artist does? Just relying on our memory alone does not suffice. Light, shadow and details are hard enough to replicate when they are right there in front of you. If you have to invent them or try to go from memory, they appear even less convincing. Learn the difference between observation realism and intellectual realism; drawing what you see — not what you think you see.

We will work only in graphite during this five-day workshop. Some of the topics include: contour drawing, full-value rendering, negative/positive space, sight measuring (sighting) and the often misunderstood grid system.

Traditionally observation drawing is from life and this will be emphasized but in today's world, photo references play a very important role as long as you take your own photos. We will cover how to do this successfully and bring life into a drawing when working from a photograph. Every lesson in this class will be augmented by demos from Armin, along with PowerPoint® presentations and handouts.

**This class is for novice and intermediate drawers. This class might be too intense for pure beginners, but feel free to call Armin if you have questions regarding prerequisite skills or questions on the content of the class at 989-430-5534.*

2105.54.01.17 All Levels

Monday–Friday, August 21 – 25
10:00 am – 4:00 pm, 5 sessions
\$398 Members, \$438 Guests



above: Instructor Armin Mersmann,
The Waking Edge, graphite

DRAWING



Instructor Armin Mersmann, *Sticks and Stones*, graphite

DRAWING & PAINTING

Draw & Paint: Gestures & Folds



3-Day Workshop

Instructor: Victoria Bayagich

Drapery has a form of its own. So often do we overlook the background behind the figure. This workshop will engage and eradicate all qualms regarding the seemingly formless cloth and enhance observational skills beyond the figure. The first day will be spent learning the seven different types of folds & identifying each upon the model. Days two and three will be spent confidently applying the techniques learned. Charcoal and oil or acrylic paints will be used. *Clothed and nude models will be utilized for this workshop.*

Prerequisite: *Students must have prior knowledge of anatomy.*

2121.34.02.17 Level 2+

Wednesday–Friday, July 5 – 8

9:00 am – 3:30 pm, 4 sessions

\$220 Members, \$260 Guests, \$87 Model Fee



above: Lesley Kutinsky, *Market Day*, oil, detail

below: Instructor Victoria Bayagich, *A Winter's Evening*, oil on wood, detail



FIBER ARTS

Fiber: Weaving

Instructor: BBAC Weaving Faculty

Beginning students will learn all the steps in the weaving process, including basic pattern drafting. The first project will be a scarf. This class is highly individualized and tailored to meet the needs of each class member. Advanced students may work on projects of their choice.

1106.54.01.17 Level 2+

Mondays, June 26 – August 7

No Class July 3

9:00 am – 12:00 pm, 6 sessions

\$152 Members, \$192 Guests, \$25 Loom Fee

1106.54.02.17 Level 2+

Mondays, June 26 – August 7

No Class July 3

6:30 pm – 9:30 pm, 6 sessions

\$152 Members, \$192 Guests, \$25 Loom Fee

Open Studios

Wednesdays, June 28 – August 9

9:00 am – 12:00 pm, 7 sessions

Saturdays, July 8 – August 12

9:00 am – 12:00 pm, 6 sessions



right: Leigh Ann Mills, *Stained Glass Wonder*, fiber

JEWELRY & METALS

Jewelry/Metals: Intermediate/ Advanced



Instructor: Robin Servo

Students who have proficiency in basic jewelry skills will have lectures and demonstrations to meet individual needs. Techniques such as lost-wax casting, resin inlay, stone setting and metal forming and fabrication may be covered.

Prerequisite: All BBAC Beginning Level Jewelry & Metals skills classes.

1108.34.01.17 Level 2+

Mondays, July 10 – August 21

6:30 pm – 9:30 pm, 7 sessions

\$177 Members, \$317 Guests, \$40 Materials Fee

Jewelry/Metals: Beginning

Instructors: BBAC Metals Faculty

Students who have proficiency in basic jewelry skills will have lectures and demonstrations to meet individual needs. Techniques such as lost-wax casting, resin inlay, stone setting and metal forming and fabrication may be covered.

1108.24.01.17 Level 1

Saturdays, July 15 – August 19

9:00 am – 12:00 pm, 6 sessions

\$152 Members, \$192 Guests, \$40 Materials Fee



above: Minna Schwarz-Seim, *Skewed Cubes*, silver

left: Suzanne Dugas, *Mixed Metal Integration*, silver, brass, bronze, copper-recovered

PAINTING IN JUNE

Visiting Artist Paul Jackson Returns

Beginners are always welcome!

If watercolor is your passion, then this highly energized painting workshop is for you! Paint with Paul and he'll help you reach the next level of artistic confidence and ability as he guides you through a painting, illustrating the principles of design, color, value, composition and the mechanics of watercolor.

Through informal lectures, discussions, demonstrations and critiques you refine your personal painting style. Come prepared to be entertained, make new artist friends and find logical and creative answers to your watercolor problems.

Paul will demonstrate the versatility of watercolor paint. You will learn how to work in thin layers of washes to build up luminous colors. Paul will lead you step-by-step with demonstrations of the painting process. Emphasis will be on what makes a good painting, planning the entire picture area, the importance of thinking through the composition, good division of shapes, value planning, what to communicate about the subject, and how to correct mistakes.

Paul's stress-free, positive approach toward the act of painting will inspire you to loosen up and have fun again. Expect an intense, concentrated and lively workshop where you will elevate your understanding of watercolor.



Paul Jackson, *Hagia Sophia, Istanbul*, work in progress

Painting the Urban Landscape



2-Day Workshop

Instructor: Paul Jackson

2112.54.02.17 All Levels
Monday–Tuesday, June 26 & 27
9:00 am – 4:00 pm, 2 days
\$298 Members, \$338 Guests

Painting the Magic Hour



3-Day Workshop

Instructor: Paul Jackson

2112.54.03.17 All Levels
Wednesday–Friday, June 28 – 30
9:00 am – 4:00 pm, 3 days
\$447 Members, \$487 Guests



Paul Jackson, *Manhattan Tapestry*, watercolor

PAINTING IN JULY

Painting: Abstracting Faces & Figures



3-Day Workshop

Instructor: Leslie Masters

Do you want to use figures in your artwork but don't want to draw them? No need to use a model—just learn how to use photos and your own drawings as a starting point to abstract faces and figures in different ways. Lots of fun and wild painting in any medium! Bring your painting supplies and five painting surfaces including one large canvas (30 x 40 inches minimum).

We will be studying Matisse, DeKooning, Avery, Primitive Art, Picasso, Peter Max, and the Fauves.

2112.34.01.17 Levels 2+
Wednesday–Friday, July 5, 6, & 7
9:00 am – 3:30 pm, 3 sessions
\$293 Members, \$333 Guests



above: Instructor Leslie Masters & Kate Pistor

PAINTING IN JULY

Painting: Large Scale



4-Day Workshop

Students will receive step-by-step instruction on how to create a large painting from pictures and sketches. Image will be projected on canvas using an overhead projector, enabling larger-scale proportions for painting. Composition will be discussed and students will acquire a better understanding of methods, color and value as it applies to their work. Painting media can include latex, acrylic and oil and should paint on stretched canvas, 30 x 40 inches, or larger. Bring your ideas, references, such as photographs and/or sketches to the FIRST class.

2112.34.02.17 Level 2+

Wednesday-Saturday, July 5 – 8

9:00 am – 3:30 pm, 4 sessions

\$338 Members, \$378 Guests, \$5 Materials Fee

below: Instructor Anatoliy Shapiro, *Mural*, oil, detail



PAINTING IN JULY

Painting: Contemporary Landscape



1-Day Workshop

Instructor: Edward Duff

This one-day workshop will help students learn to simplify and narrow down the complexity of the landscape in order to capture the essence of a scene. Focusing on value and limited color palette studies, accurate color mixing, and emphasis on composition, students will be encouraged to find their own personal direction as they create contemporary works of art. Demonstrations will be done in oil, but all painting media is welcome in the class.

2112.34.03.17 Level 2+

Thursday, July 6

9:00 am – 3:30 pm, 1 session

\$78 Members, \$118 Guests

Painting: Contemporary Portrait in Oil



1-Day Workshop

Instructor: Edward Duff

In this one day workshop students will hone their observational skills and learn to capture not only the likeness of their subject, but to express the character. Through value studies and a limited color palette, and with an emphasis on form, light and shadow, edges and proportion, students will learn to simplify as they work with a direct fluid approach to painting.

2112.34.04.17 Level 2+

Friday, July 7

9:00 am – 3:30 pm, 1 session

\$78 Members, \$118 Guests, \$22 Model Fee

below: Instructor Edward Duff

Mini Self-Portrait in Three Colors, 3.5 x 4.5 inches, oil on paper, detail



PAINTING IN JULY

**Painting:
Plein Air Landscape****W OS****1-Day Workshop****Instructor: Edward Duff**

This one-day workshop will cover the basic foundations of plein air landscape painting with a focus on accurate color mixing, brushwork, paint handling, composition, and simplification of form. The class will meet at Beverly Park and work on site with a break for lunch. Students will gain confidence and learn the essential techniques of plein air painting through demonstration and individual instruction. *A portable easel is required for this workshop.*

2112.34.05.17 Level 2+

Saturday, July 8

9:00 am – 3:30 pm, 1 session

\$78 Members, \$118 Guests

below: Instructor Edward Duff,
Plein Air, Saugatuck Dunes

**Painting:
Plein Air Landscape****W OS****3-Day Workshop****Instructor: Edward Duff**

This three-day workshop will cover the basic foundations of plein air landscape painting with a focus on accurate color mixing, brushwork, paint handling, composition, and simplification of form. The class will meet and work at a different site each week with a break for lunch. Students will gain confidence and learn the essential techniques of plein air painting through demonstration and individual instruction. In the case of inclement weather, the class will meet at the BBAC to work from their photo reference and sketches. *A portable easel is required for this workshop.*

2112.34.07.17 Level 2+

Wednesday–Friday, July 12, 13 & 14

9:00 am – 3:30 pm, 3 sessions

\$185 Members, \$225 Guests

PAINTING IN JULY

**Painting
w/ Washes****N W****2-Day Workshop****Instructor: Julian Wong**

Painting with Washes is a workshop that explores the unique quality of washes with watercolor/ink. By using traditional and experimental tools, we will learn how to incorporate the loose and free character of the medium. The instructor will guide you step-by-step to create various effects with washes. We will use different tools to create spectacular effects and learn how to appreciate and allow the random beauty of mixing ink and water.

2112.54.07.17 All Levels

Saturday, July 15 & 22

12:30 pm – 3:30 pm, 2 sessions

\$72 Members, \$112 Guests

above: Instructor Julian Wong, *Cardinal*, watercolor and inkabove: Instructor Julian Wong, *Cat*, watercolor and ink

PAINTING IN JULY & AUGUST

Painting: Portraiture

Instructor: Victoria Bayagich

In this course we will study the anatomical structure and facial proportions of the head and face. Using different models, students will learn to see and accurately depict each feature of the face and, by identifying distinctive individual characteristics, have the rewarding experience of getting a likeness of the model. In this supportive environment, we will have class critiques which provide valuable feedback and encouragement to ensure progress for each student. Both oil and acrylic painters are welcome.

1112.34.01.17 Level 2+

Tuesdays, July 11 – August 29


4:00 pm – 7:00 pm, 8 sessions

\$203 Members, \$243 Guests, \$80 Model Fee



above: Instructor Tim Widener, *Rachel*, oil, detail

below: Instructor Victoria Bayagich, *Beet Around the Bush*, oil on canvas, 48 x 48 inches, detail



PAINTING IN JULY & AUGUST

Painting: Basic Acrylic Boot Camp

Instructor: Bonnie Weir

Jump-start your acrylic painting skills with this intensive acrylic painting workshop. This is a project-oriented class loaded with informative practical ideas to help you get organized and experience the real joy of painting. Great for the beginner and those with painting experience to get back into the art-making mode before Fall 2017. The class will include ideas about color mixing, brush technique, use of mediums and stylization to create energy and expression in your work. Basic materials will be provided.

1112.54.01.17 Level 1+

Saturdays, July 15 – August 19

12:30 pm – 3:30 pm, 6 sessions

\$152 Members, \$192 Guests, \$40 Materials Fee



above: Instructor Bonnie Weir, *Face It*, acrylic, detail

below: Instructor Bonnie Weir, *By the Way*, acrylic, detail



PAINTING IN JULY

**Painting:
Botanical Art w/ Watercolor****Instructor: Barbara Holmer**



Botanical Art is a blend of art and science that is well suited to those who love detail. This class will focus on controlled watercolor techniques used to paint botanical subjects. Plant material and paper will be provided for the class. Suggested materials are on the web site, however, students are welcome to bring watercolors that they already have.

2112.24.01.17 Level 1+

Saturdays, July 15, 22 & 29

12:30 pm – 3:30 pm, 3 sessions

\$108 Members, \$148 Guests, \$5 Materials Fee

above: Instructor Barbara Holmer, *Watercolor Mixing Palette*above: Instructor Barbara Holmer, *Baptista*, a study

PAINTING IN JULY

**Painting:
Contemporary Landscape****W****1-Day Workshop****Instructor: Edward Duff**

This one-day workshop will help students learn to simplify and narrow down the complexity of the landscape in order to capture the essence of a scene. Focusing on value and limited color palette studies, accurate color mixing, and emphasis on composition, students will be encouraged to find their own personal direction as they create contemporary works of art. Demonstrations will be done in oil, but all painting media is welcome in the class.

2112.34.08.17 Level 2+

Tuesday, July 25

9:00 am – 3:30 pm, 1 session

\$78 Members, \$118 Guests

above: Instructor Edward Duff, *Two Lights State Park*, oil on paper

PAINTING IN AUGUST

**Painting:
Water Color Basics****W****4-Day Workshop****Instructor: Bonnie Weir**

Water Color Basics is an introduction to the fundamental techniques of watercolor painting. In this 4-day project oriented workshop, we will discuss materials, color, composition and different ways of painting in watercolor. There will be various demonstrations and guidance as needed. This class is perfect for the novice and experienced artist who is curious about watercolor or needs a refresher course to get back into making art. Basic materials for this class will be provided.

2112.24.01.17 Level 1+

Monday–Thursday, August 28 – 31

9:00 am – 3:30 pm, 4 sessions

\$219 Members, \$259 Guests, \$40 Materials Fee

PAINTING IN AUGUST

Painting: Abstract Expressionist*



4-Day Workshop

Instructor: Kim Fay

This workshop is designed to loosen the student's approach to painting in order to understand and execute expressionist work. Each of the first three mornings will open with an historical presentation of early abstractionists, followed by the action painters and finally the color field painters. We will explore why and how they created their work as well as composition analysis. Midday class will involve drawing and painting exercises promoting instinct and emotion as the basis for composition. The students can then finish anything they are working on, followed by class discussion. The final day will be polishing and completing works. The workshop will conclude with class critique and discussion.

**First class requires a sketchbook and drawing materials. For remaining sessions, students should bring painting materials of choice.*

2112.54.05.17 All Levels

Monday–Thursday, August 14 – 17

9:00 am – 3:30 pm, 4 sessions

\$390 Members, \$430 Guests

right: Instructor Kim Fay, *Abstract Expressionism*, oil & mixed media, detail



PAINTING IN AUGUST

Painting: Contemporary Portrait in Oil



1-Day Workshop

Instructor: Edward Duff

In this one-day workshop students will hone their observational skills and learn to capture not only the likeness of their subject, but to express the character. Through value studies and a limited color palette, and with an emphasis on form, light and shadow, edges and proportion, students will learn to simplify as they work with a direct fluid approach to painting.

2112.34.09.17 Level 2+

Tuesday, August 15

9:00 am – 3:30 pm, 1 session

\$78 Members, \$118 Guests, \$22 Model Fee

below: Instructor Edward Duff,
View from Harbor Springs, oil on paper

Painting: Plein Air Landscape



1-Day Workshop

Instructor: Edward Duff

This one-day workshop will cover the basic foundations of plein air landscape painting with a focus on accurate color mixing, brushwork, paint handling, composition, and simplification of form. The class will meet at Beverly Park and work on site with a break for lunch. Students will gain confidence and learn the essential techniques of plein air painting through demonstration and individual instruction. *A portable easel is required for this workshop.*

2112.34.10.17 Level 2+

Wednesday, August 16

9:00 am – 3:30 pm, 1 session


\$78 Members, \$118 Guests

2112.34.11.17 Level 2+

Friday, September 1

9:00 am – 3:30 pm, 1 session

\$78 Members, \$118 Guests



PAINTING IN AUGUST

**Painting:
Acrylic Methods & Materials****W****3-Day Intensive Workshop****Instructor: Valerie Allen**

Immerse yourself in the studio classroom at BBAC and be prepared to experience access to an abundant buffet of acrylic paints, pastes and gels from *Golden Artist Colors* wide inventory of art materials. The first day will include prep time for applying thick textures on boards and canvas with glass bead gel, crackle paste and fiber paste. We will also explore jump starts for series development and composition organization. Our next day will highlight the use of collage with encaustic effects that we will prepare via recipes for different wax like gels. In addition, a process of faux gold leafing will be presented and developed into a painting with a luxurious aesthetic. The last session will be a studio day with guidance on final steps to take on your works to finish with success. Also, there will be time set aside to critique the three days of work and share thoughts on our time together. All *Golden* paints, gels and paints will be provided. There will be a one hour lunch break each day. Please bring a sack lunch or find a cafe nearby.

2112.54.06.17 All Levels

Wednesday–Friday, August 23 – 25

10:00 am – 4:00 pm, 3 sessions

\$447 Members, \$487 Guests



above: Valerie Allen, *River I*, acrylic & mixed media
left: Valerie Allen, *River II*, detail, acrylic & mixed media

PASTELS

**Pastel Workshop:
Portraying White Flowers
in Pastels****W****3-Day Workshop****Instructor: Fran Seikaly**

What color is white? Is it warm, is it cool?

This workshop will have you rethinking your color choices for the Queen of flowers rendered in soft pastels. Instructor will bring in white flowers, but you may prefer to work from your own photo reference.

2113.54.01.17 All Levels

Tuesday–Thursday, July 25 – 27

9:00 am – 4:00 pm, 3 sessions

\$252 Members, \$292 Guests



above: Instructor Fran Seikaly, *Slipper Orchid*, pastel
below: Instructor Fran Seikaly, *Peace*, pastel, detail



PHOTOGRAPHY

**Smartphone Photography:
Beyond 'Point & Shoot'** **W**
w/ visiting artist Armin Mersmann
3-Day Workshop

Learn how to maximize the built-in camera functions and manage some of the most powerful apps out there. Gain an understanding of basic photography concepts. Learn about shooting and editing apps (free apps and those requiring a minimal investment, in the range of \$0.99 to \$7.99), how they work and examples of before/after images utilizing them. If you want to just take snap shots and load them on your computer, use your smartphone as a digital sketch book or want to make serious art, this is the class for you.

Day One:

Explore examples of Smartphone Photography, learn about apps, how to download them and of course, taking pictures with your smartphone. See hands-on demonstrations on how to take an ordinary snap shot and make it a "work of art" with just a few apps.

Day Two:

Continue with a review and discussion of your newly acquired app; any lingering questions about using your smartphone. We will take photos, manipulate them and learn more in-depth techniques for creating good shots, and indeed art. You will be challenged with an assignment for the next meeting.

Day Three:

Review your assignment and answer any questions. Explore the world of sharing your images with others via email and outlets like *Facebook*, *Twitter*, *Photoup*, *Flickr* and *Instagram*.

2114.54.01.17 All Levels

Saturdays, July 15, 22 & 29
12:30 pm – 3:30 pm, 3 sessions
\$153 Members, \$193 Guests



above: Armin Mersmann, *Respect Our Planet*, iPhoneography



above: Armin Mersmann, *Shinto*, iPhoneography

PRINTMAKING

**Explorations in
Painterly Printmaking** **W**
2-Day Workshop

Instructor: Valerie Allen


This two-part workshop will explore three distinct methods for creating monotypes and monoprints that can be done without the use of a printing press. These techniques are a wonderful addition to your studio practice as they can become building blocks for future paintings and drawings as well as stand-alone unique works of art. On the first Saturday afternoon of the workshop, we will create textural collagraph plates using *Golden* pastes, gels and grounds and we will use plexiglass plates to prepare watercolor monotypes. After a week of drying time, we will return the next Saturday to the classroom to print these plates. That is the time for the big reveals! All the papers, paints, gels and equipment will be provided for you. There is an "easy to find" supply list for students to bring the first day of class.

1115.54.02.17 All Levels

Saturdays, July 15 & 29
12:30 pm – 3:30 pm, 2 sessions
\$150 Members, \$190 Guests



above: Valerie Allen, *Untitled*, painterly printmaking



above: Valerie Allen, *Untitled*, painterly printmaking, detail

PRINTMAKING

**Book Art:
Monoprint Journal**

Instructor: Laura Beyer

Participants will learn monoprinting techniques that can be used to create images without a press. These printed pages will be used to bind a one-of-a-kind book. Bring 2D items such as leaves, buttons, textured fabric and plastic wrap to the first class.

2112.54.01.17 All Levels

Thursday & Friday, July 6 & 7

1:00 pm – 4:00 pm, 2 sessions

\$72 Members, \$112 Guests, \$10 Materials Fee

**Printmaking:
Paper Lithography Printing**

Instructor: Laura Beyer

Participants will learn the paper lithography printing technique during this workshop. This technique uses a black and white toner photocopy to pull a unique print. Take this workshop to experiment with a new printing technique! Bring high contrast 8-1/2 x 11 inch printed copies to first class.

2112.54.03.17 All Levels

Wednesday–Friday, August 16, 17 & 18

1:00 pm – 4:00 pm, 3 sessions

\$108 Members, \$148 Guests, \$12 Materials Fee



above: Instructor Margaret Squires, *Untitled*,
paper litho printed on Muslin cloth